


2023

RESEARCH
AND TEACHING
REPORT BST



/Salut



1. Banc de Sang i Teixits	12
1.1. Governing bodies	12
1.1.1. Board of Directors.....	12
1.2. Executive and management bodies	13
1.2.1. Executive Committee.....	13
1.3. Advisory bodies	14
1.3.1. Internal Scientific Committee.....	14
1.3.2. External Scientific Committee.....	15
1.4. Location	16
1.5. Summary of research activity	17
1.5.1. Research and technical staff.....	17
1.5.2. Economic data.....	18
1.5.3. Organization of research in BST.....	19
1.5.4. Research projects.....	20
1.5.5. Doctoral theses.....	22
1.5.6. Publications.....	22
1.5.7. Patents and protection of industrial and intellectual property.....	25
1.6. Innovation	25





**Anna
Millán
Álvarez**
CEO

Foreword by the CEO

Research and investigation at the service of the country's biomedical ecosystem
Over the course of the last year, we have continued to make progress in our mission to grow and deliver innovative knowledge that will transform into a future full of hope for many patients in Catalonia in the years ahead. This is the driving force behind our presentation of the 2023 Research Report, which summarises all the work related to research and investigation that we have carried out over the past year.

We have embarked on a new phase, guided by the road map outlined in the new Strategic Plan (2024-2027), which places us in a new context: the consolidation of our scientific journey and the assumption of a research leadership position rooted in our historical role as the Catalan public entity responsible for the collection, processing, storage, and supply of all substances of human origin (SoHO) in Catalonia.

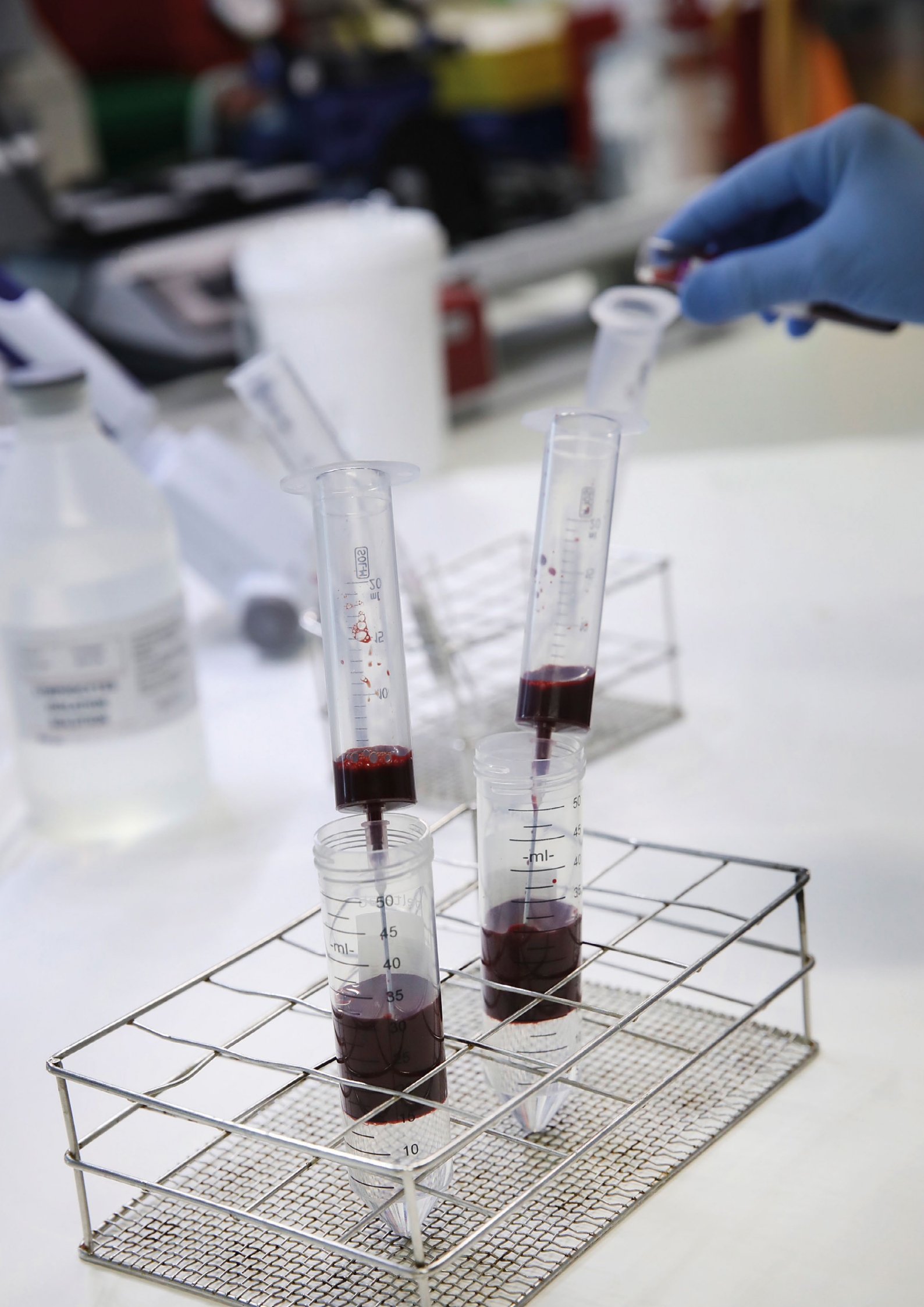
It is precisely for this reason that the Blood and Tissue Bank is the body appointed by the Government of Catalonia to promote the Advanced and Emerging Therapies Programme in Catalonia. This key leadership role aims to forge national alliances to make these new generation medications, derived from genes, cells and tissues, a reality accessible to as many patients as possible. Advanced therapies offer hope and new healing opportunities for patients who previously had none. And this is our deepest motivation: to be an active part of this commitment, which has been our *raison d'être* since the beginning.

We possess a wealth of experience that becomes more apparent each year in our published research reports; due to our continuous research activity, the increasing number of publications, the trials and projects conducted with research teams from around the world, and the international collaborations that define our daily work. We are a research institution that has steadily gained visibility, presence, and recognition in a number of fields over the past few years.

We are also, as a long-standing benchmark centre, a service platform for all scientific teams and research centres within the country's biomedical research ecosystem. We have specialised facilities, including clean rooms and cryopreservation spaces, along with accredited professionals, to support research teams and enable the development and scaling up of these new therapies, driving the leap to larger-scale production.

However, none of this would be possible without the dedicated team of people that make up the Blood and Tissue Bank. Their perseverance and excellence have brought us to where we are today, and I can confidently say that our achievements and leadership are thanks to each and every professional in our outstanding team. If we continue to work in this way, we will grow our projects and get to where we want: that is, to the patients who need us.

Anna Millán Álvarez





Joaquim Delgadillo Duarte
Scientific Director

Foreword by the Scientific Director

A new strategic plan to establish ourselves as leaders in research and innovation in advanced therapies and substances of human origin.

I am delighted to present the BST Research and Education Report for the year 2023.

In the previous report, I mentioned that we were closing a cycle of more than six years associated with the implementation of the previous Strategic Research Plan (2017-2020). During these almost seven years, the Research Support Office has assisted in the submission of 186 applications for external funding calls, requesting a total of €35,527,637. This has resulted in a significant annual increase in competitive funding acquisition and in the number of projects with a Principal Investigator from the Blood and Tissue Bank. Additionally, with the aim of facilitating the launch of new research projects, six internal funding calls have been made, totalling €2,668,948.

The implementation of this Plan has led to the consolidation of the core platforms of the BST: the Biobank, the genomics platform, the cellular platform, and the advanced therapy medicinal products manufacturing platform. As a result of all this effort in research and innovation, 14 new products and services have been added to the BST catalogue.

During this 2023, through a participatory and consensus-driven process, we have also worked on defining the new Strategic Research Plan for 2024-2027. This plan aims not only to consolidate and enhance existing research lines but also to ambitiously launch new lines focused primarily on advanced therapies.

It only remains for me to thank all the people at the BST who have given, are giving, and will continue to give their best to advance research and innovation in new services, products, and therapies that improve the health and well-being of our community.

Joaquim Delgadillo Duarte

2023 highlights

- **The Congenital Coagulopathies Laboratory – Genomics Platform** has secured competitive funding through the award of a project in the 2023 R&D&I Projects in Health call from ISCIII: PI23/01672, dedicated to investigating the unresolved molecular aetiology of hereditary bleeding disorders using advanced molecular tools and data integration systems.

They have been awarded two prizes from the Victoria Eugenia Royal Foundation:

The Duchess of Soria Prize for International Research on Congenital Coagulopathies 2023 for "Unravelling the genetic mechanisms underlying severe haemophilia A. Comprehensive analysis of large deletions in the F8 gene".

The Clinical Medicine Research Project prize for "Exploring the unresolved molecular basis of haemophilia through the application of third-generation long-read sequencing (TGS)".

- **BST-Analytics 2023:** the automation of the weekly call for blood donors at the 12 permanent centres of the BST network was presented at the ISBT Congress with the Harold Gunson Fellowship. This presentation has sparked the interest of several international organisations, notably the Blood Byte Circle division (BBC) of the European Blood Alliance. BBC is a recent initiative under the EBA's Innovation and New Products Working Group aimed at assessing the current use of Artificial Intelligence to manage Blood and Tissue establishments across Europe.
- **Molecular microbiology and microbiota:** the article "Characterization of Seminal Microbiome of Infertile Idiopathic Patients Using Third-Generation Sequencing Platform" has been published in the INTERNATIONAL JOURNAL OF MOLECULAR SCIENCES (2023 Apr 26; 24(9): 7867. doi: 10.3390/ijms24097867).

We participated as speakers in the workshop "Planetary Protection Requirements for Future Exploration Missions: Assessing Metagenomic Methods For Their Inclusion In ESA Standards" by the European Space Agency, establishing the foundations for preventing biological contamination in space exploration using molecular biology methods.

Creation of the **Microbiology Laboratory**, equipped with the necessary technology and trained personnel to conduct sterility microbiological controls, microbial load assessments, and environmental microbiological monitoring. These tests are aimed at ensuring the safety and quality of BST products and supporting research. Currently, it conducts controls for blood components, milk, cell therapy, tissues, and advanced therapies. This addition enhances the areas of expertise within the laboratories of the Blood and Tissue Bank.

- **The Tissue Bank** has achieved the following:

Granting of Technological Development in Health for the development of randomised pilot trial for Transvaginal human acellular dermal matrix and sacrospinous fixation for anterior and apical prolapse treatment in patients with hiatal ballooning or levator ani injury. This multicentre project is led by Hospital Mutua de Terrassa.

Fran Vidal



Anna Vilarrodona



Launch of the VASCRAFT project in close collaboration between Germans Tries i Pujol Institute, BST and Chemical Institute of Sarrià to develop new human decellularized and re-endothelialized tissue-engineered graft for coronary artery bypass grafting.

The EGALITE project has successfully achieved all the intermediate goals and is preparing the final outcomes to be sustainable. Engagement with scientific associations and the development of IT platforms guarantee a successful pilot stage during early 2024 and ensure the continuity of EGALITE's mission thereafter.

Receipt of the award for the best oral presentation for the work titled "Development of a preservation method at 33°C for fresh osteochondral allografts" at the 31st Annual Congress of the European Association of Tissue and Cell Banks (EATCB).

Presentation of the 20-year experience of cardiovascular banking at the Barcelona Tissue Bank [CELL TISSUE BANK. 2024 Mar;25(1):11-26.].

- **The Cell Therapy Service** has developed an in-house bone marrow collection kit.


The in-house kit manufactured by the Blood and Tissue Bank was validated and published in the journal *Vox Sanguinis*.

The Cord blood and Specialised Haemotherapy group has started a clinical trial this year on cord blood red blood cell (RBC) transfusion in very preterm infants. This is the first clinical trial in Spain on this approach and demonstrates our commitment to advancing medical knowledge to contribute to improving outcomes of this vulnerable patient population. Preterm infants often face challenges related to anaemia and other blood-related issues, so exploring innovative transfusion approaches could have a positive impact.

To obtain RBCs for transfusion and platelets for regenerative medicine products, an international study on multicomponent cord blood fractionation was proposed, coordinated by the BST Cord Blood Specialized Therapy Group (Samarkanova D, Codinach M, Montemurro T, Mykhailova L, Tancredi G, Gallerano P, Mallis P, Michalopoulos E, Wynn L, Calvo J, Pello OM, Gontica I, Rebullà P, Querol S; MultiCord12 Study Group (Appendix 1). Multi-component cord blood banking: a proof-of-concept international exercise. *BLOOD TRANSFUS* 2023 Nov 3;21(6):526-537. doi: 10.2450/BloodTransfus.492. PMID: 37146297; PMID: PMC10645353.)

iPS Derived Advanced Therapies group has obtained a Public-private collaboration projects grant (Spanish Investigation Agency) for the project *EPIFIN: Engineering induced pluripotent stem cells for a novel immunotherapy of fungal infections*. This study aims to develop a CAR therapy from iPSC cells to fight incurable fungal infections. It is a 3 year project in collaboration with CSIC (Madrid) and University of Wützburg (Germany).

Sergi Querol



**Banc
de sang
i
teixits**

Blank white rectangular area at the top of the page.

Light pink rectangular area.

Light pink rectangular area.

Light pink rectangular area.

Light pink rectangular area.

Banc de Sang i Teixits

The Banc de Sang i Teixits (Blood and Tissue Bank, BST) is a public company of the Ministry Catalan Department of Health whose mission it is to guarantee the supply blood of sufficient quality for all citizens of Catalonia. The BST manages and administers the donation, transfusion, and analysis of blood and blood plasma. It also acts as a centre for obtaining and processing tissues and umbilical cords and develops other lines of action as a centre specialising in immunobiology, molecular analysis, cell therapy and regenerative medicine.

- It constitutes the backbone of the haemotherapeutic system in Catalonia.
- The BST's activity extends to all public and private centres in Catalonia and other areas of Spain, providing personal service to both donors and customers.
- Its aim is to function as a first-class centre for management, innovation and research in haemotherapy and tissues.

The BST participates in its own research projects and works in collaboration with all the Catalan Health Institute centres, many of the centres in the Public Hospital Network and Catalan universities. In addition, it works to promote strategic alliances with centres, researchers and industry.

1.1. Governing Bodies

The Banc de Sang i Teixits' governing bodies are the Board of Directors and its committees.

1.1.1. Board of Directors

Chair

Andreu Mas-Colell

Vice Chair

Ignasi Carrasco Miserachs

Secretary

Josep Inglés Lodos

Members

Núria Montserrat Pulido

Irene Garcia Cadenas

Laia Arnal Arasa

Marc Soler Fàbregas

Marta Chandre Jofré

Judit Vall Castelló

Antoni Castells Garangou

Joan Comella Carnicé

1.2. Executive and Management Bodies

1.2.1. Executive Committee

CEO
Anna Millán Álvarez

Director of Human Resources
Imma Garcia Pursals

Director of Communication and Marketing
Pilar Córdoba Tejero

Corporate Director and Head of Information Technologies
Antoni Masi Roig

Healthcare Director
Joan Ramon Grífols Ronda

Strategy and Innovation Director:
Núria Gavaldà Batalla

Strategic Planning and Advanced Therapies Director
Joaquim Delgado Duarte



1.3.

Advisory Bodies

1.3.1. Internal Scientific Committee

The Internal Scientific Committee is the advisory body in charge of ensuring that all tasks in the organisation involving the promotion and development of RDI are carried out.

The tasks performed by this committee include:

- Reviewing RDI policy and ensuring that it be disseminated and adopted.
- Coordinating the deployment of the Strategic Research Plan (SRP) and evaluating its degree of success.
- Ensuring that the annual RDI objectives are met.
- Overseeing activities associated with the technology observatory (surveillance, foresight, analysis, etc.).
- Periodically reviewing scientific production, economic aspects and research staff.
- As the unit responsible for the programmes, participating in research activities and evaluating projects' progress (anticipating deviations and problems).
- Reviewing the systematics of the process for continuous improvement.

Composition

Cristina Castells Sala
Ruth Coll Bonet
Joaquim Delgado Duarte
Raquel Gil Muro

Joan Ramon Grífols Ronda
Alejandro Madrigal
Núria Nogués Gálvez
Sergi Querol Giner

Sílvia Sauleda Oliveras
Elisabet Tahull Navarro
Francisco Vidal Perez
Joaquim Vives Armengol

reviewing R&D&I
coordinating Strategic
Research Plan
ensuring annual R&D&I
Overseeing activities
associated technology watch
reviews scientific
production
evaluating projects'
progress
continuous improvement

1.3.2. External Scientific Committee

The tasks to be performed by this committee include the following:

- Annually evaluating the RDI activity carried out at the BST.
- Giving opinions and making suggestions on the adequacy and follow-up of the SRP.
- Making recommendations on research lines and programmes (promoting, auditing, redirecting, etc.).
- Giving guidance on how to increase external resources for research and on possible alliances to be established.
- Acting as an external technology observatory.

Composition

Prof. Alejandro Madrigal, MD, PhD (president).

Scientific Director of the Anthony Nolan Research Institute, London (UK)

Prof. Catherine Bollard, MD, MBChB

Director of the Center for Cancer and Immunology Research at the Children's National Research Institute, Washington DC (USA)

Prof. Antony Atala, MD

Director of the Wake Forest Institute for Regenerative Medicine, North Carolina (USA)

Prof. Masja de Haas, MD, PhD

Senior researcher at the Dept of Clinical Transfusion Research, Sanquin, and at the Dept. of Immunohaematology and Blood Transfusion, Leiden University Medical Centre (LUMC), Leiden (Netherlands)

Annually evaluating
R&D&I in the BST
opinions suggestions
adequacy follow-up
recommendations
programmes research
promoting auditing redirecting
guidance external
resources for research
external technology observatory

1.4.

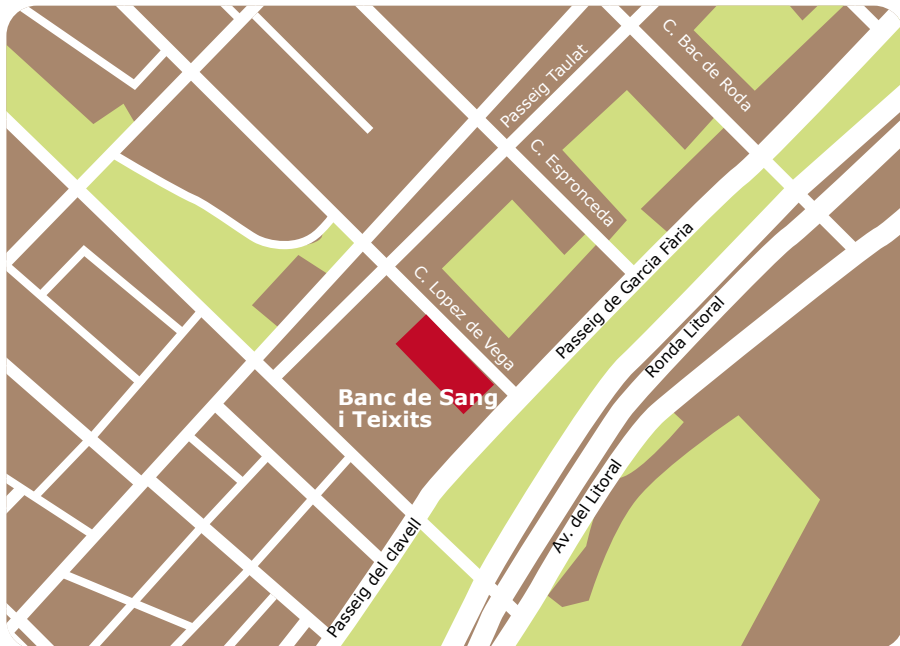
Location

Pg. del Taulat 106

The corporate headquarters of the BST is located at the corner of Passeig Taulat and Carrer de Lope de Vega, in the 22@ technology district of Barcelona. It is from this headquarters that the various lines of activity and many of the organisation's professionals are centralised. The BST also has offices in the main hospitals in Catalonia.



800
professionals



technological
district
22@
in the Barcelona

1.5.

Summary of research activity

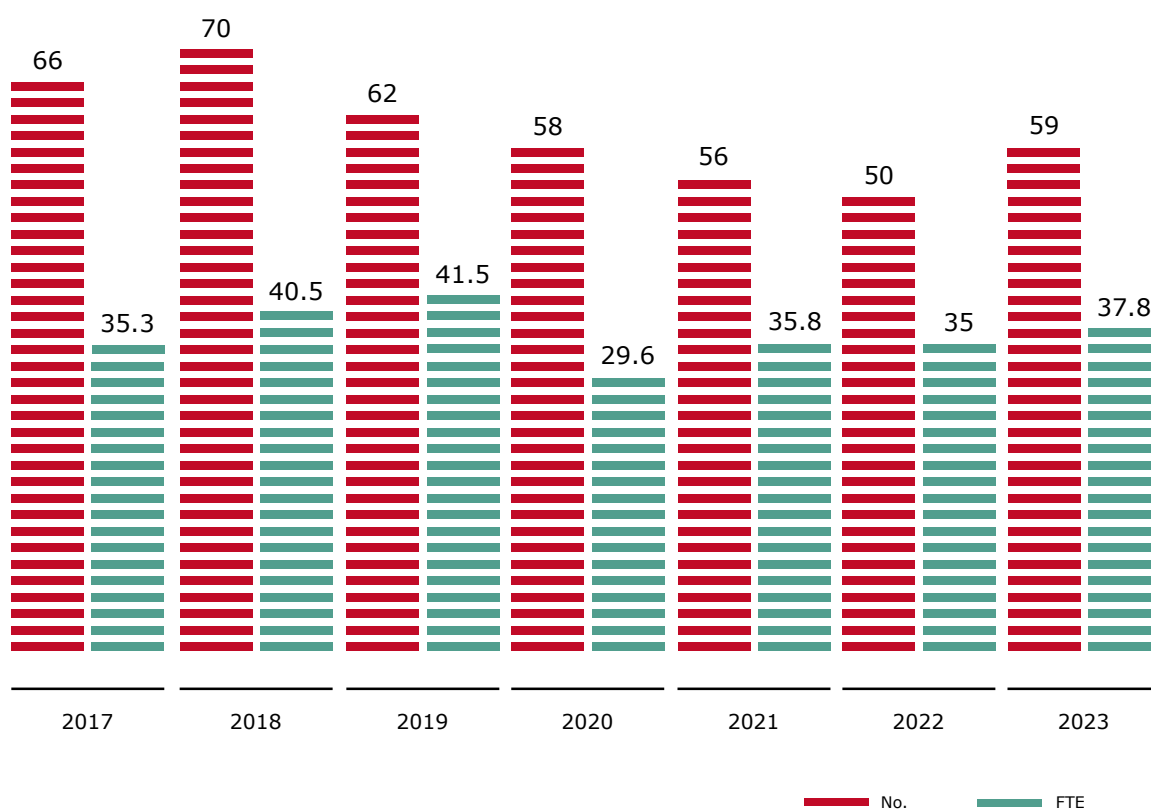
1.5.1. Research and technical staff

Research and technical staff 2023

	No.	FTE	No. of men	FTE of men	No. of women	FTE of women
Principal investigators	7	4.0	3	1.7	4	2.3
Senior researchers	26	16.8	7	4.3	19	12.5
Researchers	15	9.2	6	3.0	9	6.2
Support staff	11	7.8	0	0.0	11	7.8
TOTAL	59	37.8	16	9.0	43	28.8


* FTE: full-time employees

Research staff since 2017



1.5.2. Economic data

Research funding 2023



39,363,04€

**Agreements
with industry**



2,664,277,66€

Own funds*

* Includes expenses for full-time or part-time staff and internal research funding

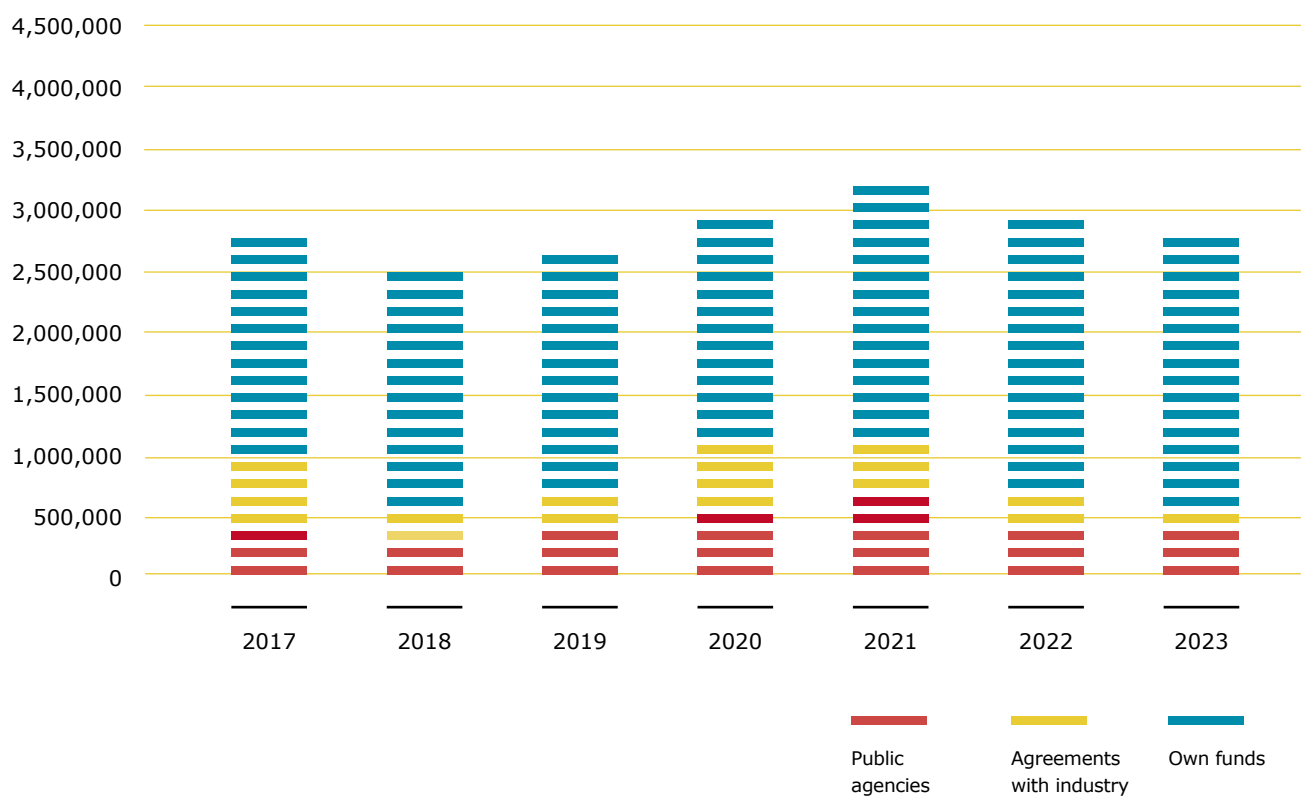


170,656,90€

Public agencies

Total 2,874,297,70€

Research projects



1.5.3. Organisation of research at the BST

The Strategic RDI Plan 2017-2020 set up five research programmes

R&D&I
2017-2020

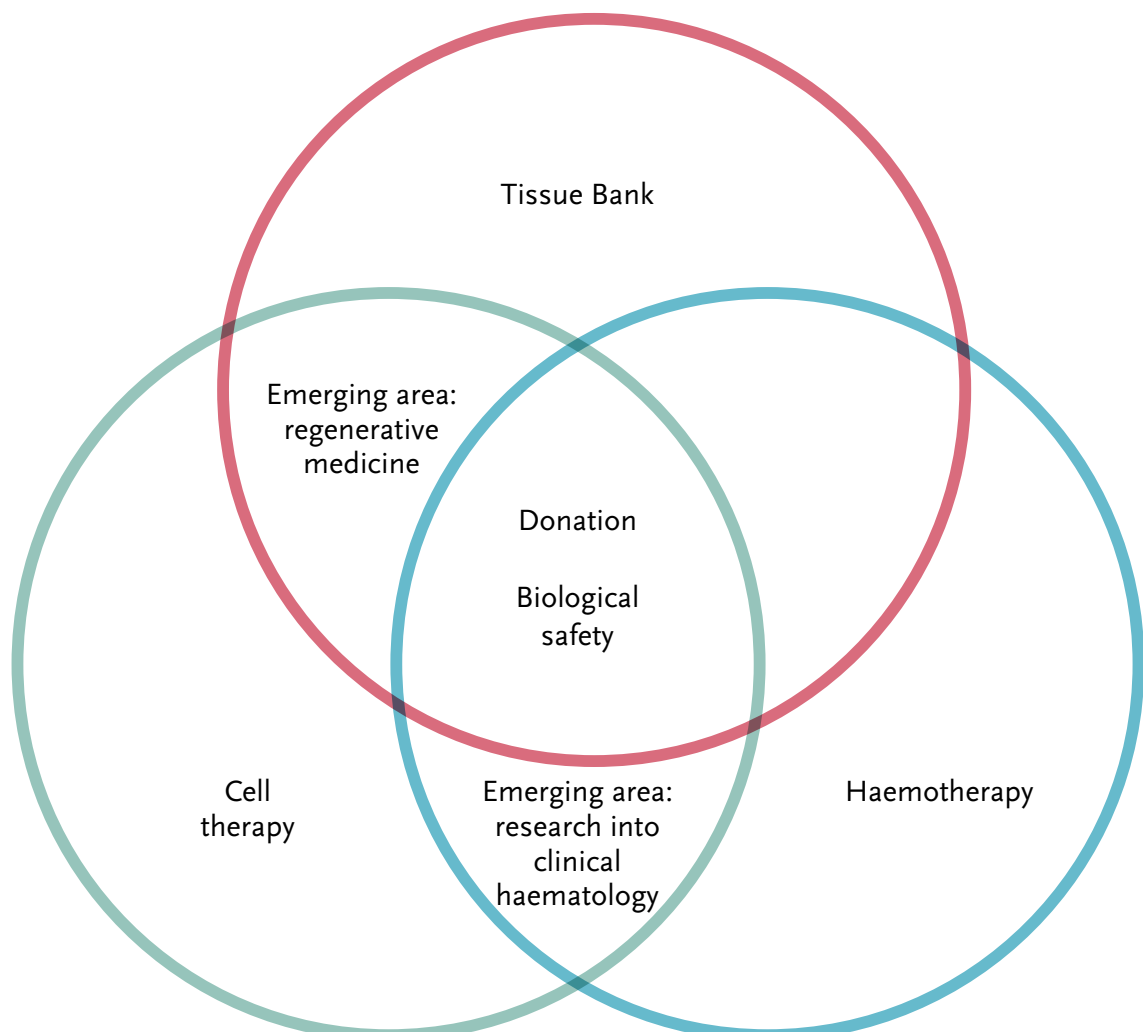
5 Research Programmes

Three core programmes:

- **Haemotherapy:** immunohematology, transfusion, molecular diagnosis, process development
- **Tissue bank:** development of products and processes of the tissue bank, regenerative medicine
- **Cell therapy:** transplant immunobiology/immunotherapy, regenerative medicine

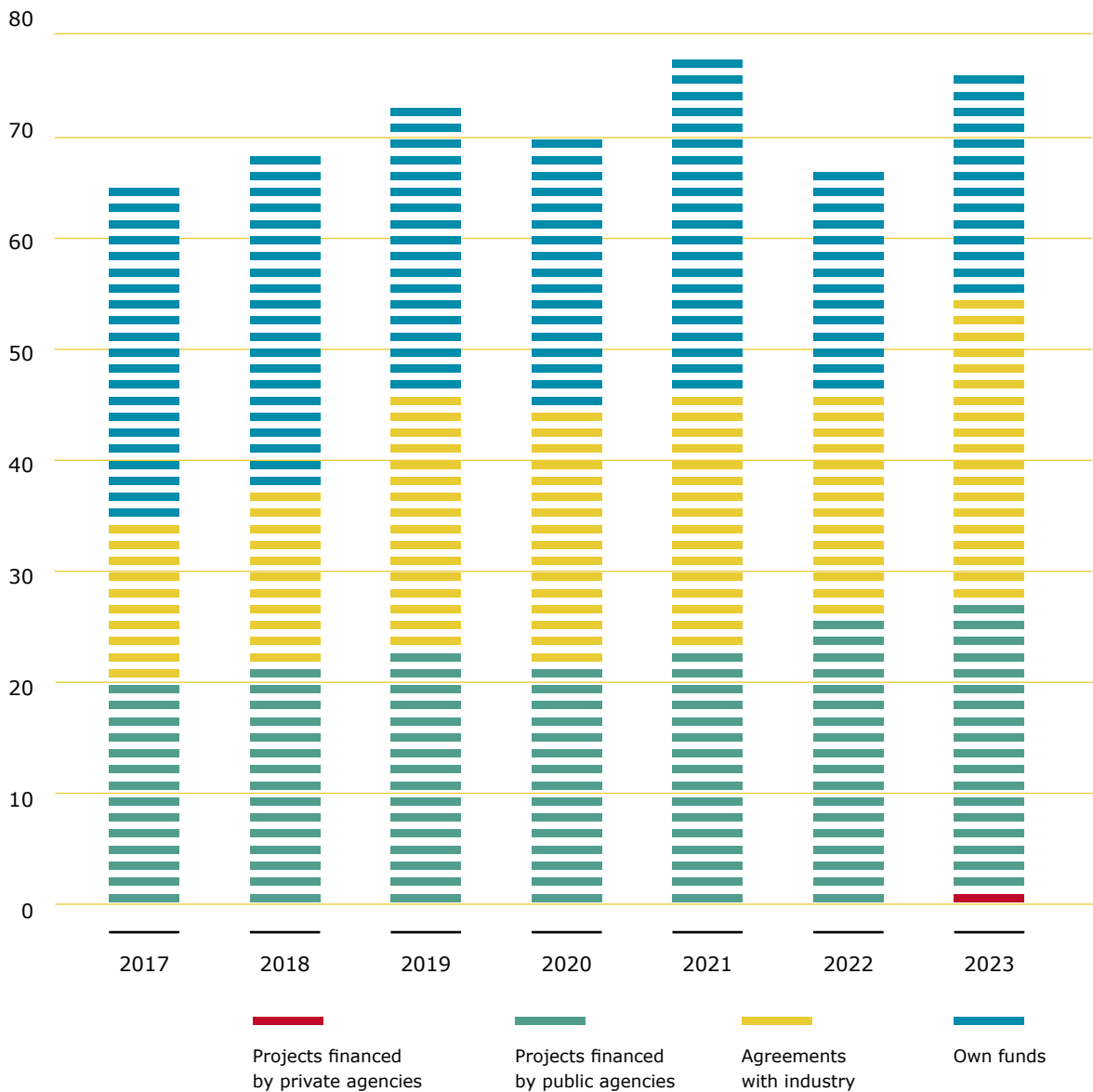
Two transversal programmes:

- **Biological safety:** emerging pathogens, epidemiological studies, harmonisation between products
- **Donation of blood, cells and tissues:** study of donation behaviours, donation ethics, donation promotion, protection, well-being and comfort of the donor

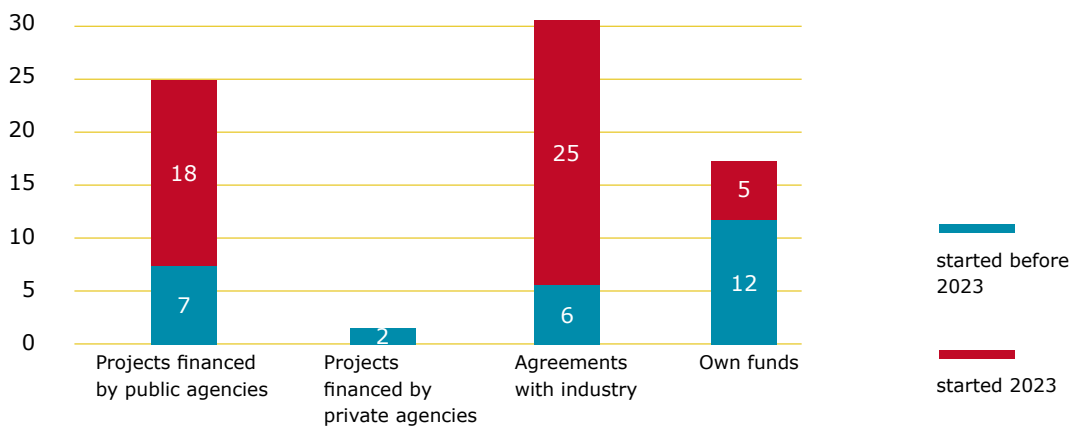


1.5.4. Research projects

Research projects



2023



Active projects during 2023

	BST PRINCIPAL INVESTIGATOR	COLLABORATION
PUBLIC AGENCIES		
Carlos III Institute of Health	5	7
European Commission	2	
IDIBAPS		1
Ludwig Maximilians Munich University		1
Spanish Investigation Agency	4	2
Vall d'Hebron Institute of Oncology		2
PRIVATE AGENCIES		
"La Caixa" Foundation	1	
Sant Joan de Déu Research Found.		1
AGREEMENTS WITH INDUSTRY		
Achilles Therapeutics Limited		1
Adaptimmune Therapeutics PLC.		3
Allogene Therapeutics		1
Allovir Inc.		1
ALX Oncology Inc.		3
Atara Biotherapeutics Inc.		2
Autolus Limited		2
BioNTech Manufacturing GmbH		2
Celgene Corporation		1
Cellnex Telecom S.A.	1	
Gilead Sciences Inc.		1
Johnson & Johnson Innovative Medicine		2
Kite Sciences Inc.		3
Igenomix		1
Instituto Grifols S.A.	1	
Iovance Biotherapeutics, Inc.		1
Medac GmbH		1
Miltenyi Biomedicine GmbH		2
Novartis Pharma AG		1
T-knife GmbH		1
OWN FUNDS		18
TOTAL		75

1.5.5. Doctoral theses

These were the theses read by BST researchers

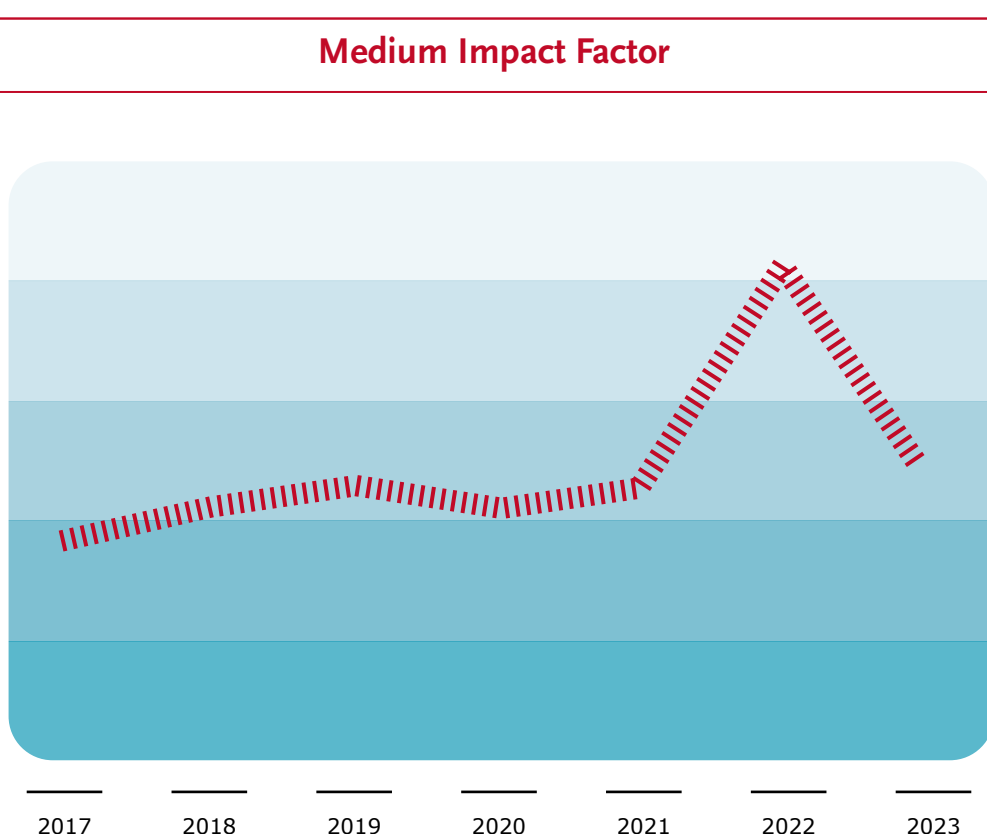
Theses		
PHD STUDENT	THESIS TITLE	DIRECTORS
Meritxell Llorens Revull	Studies of viral and host biomarkers in hepatitis C virus infected patients	Marta Bes Maijó, Josep Quer Sivila, Celia Perales Viejo
Jesus Fernandez Sojo	Peripheral blood hematopoietic progenitors: product characteristics impacting recipient and processing quality controls	Sergi Querol Giner, Joan Cid Vidal
Laura Medina Marrero	Proposal for a new consensus administration of Plerixafor, to reduce the percentage of failures of hematopoietic progenitors mobilization	Sergi Querol Giner

1.5.6. Publications

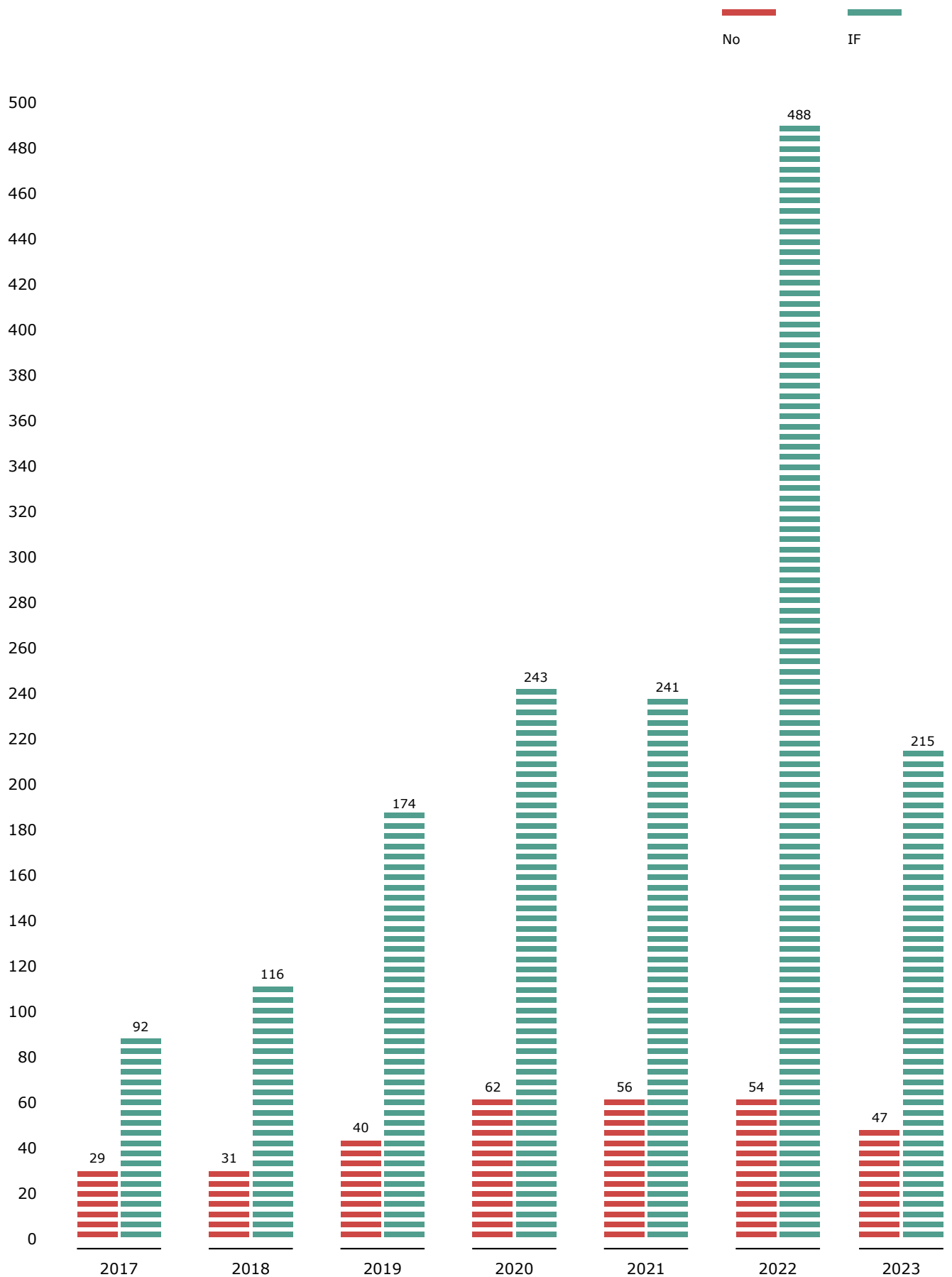
There were 47 publications by BST researchers in scientific journals in 2023, with an impact factor of 215. The average impact factor was 4.5. A 31% of the articles were published in first quartile journals.

The 2022 *Journal Citation Reports* (JCR) were used to calculate the 2023 impact factor. Original articles, reviews, and editorials were included in the calculation.

Evolution of the BST's scientific production

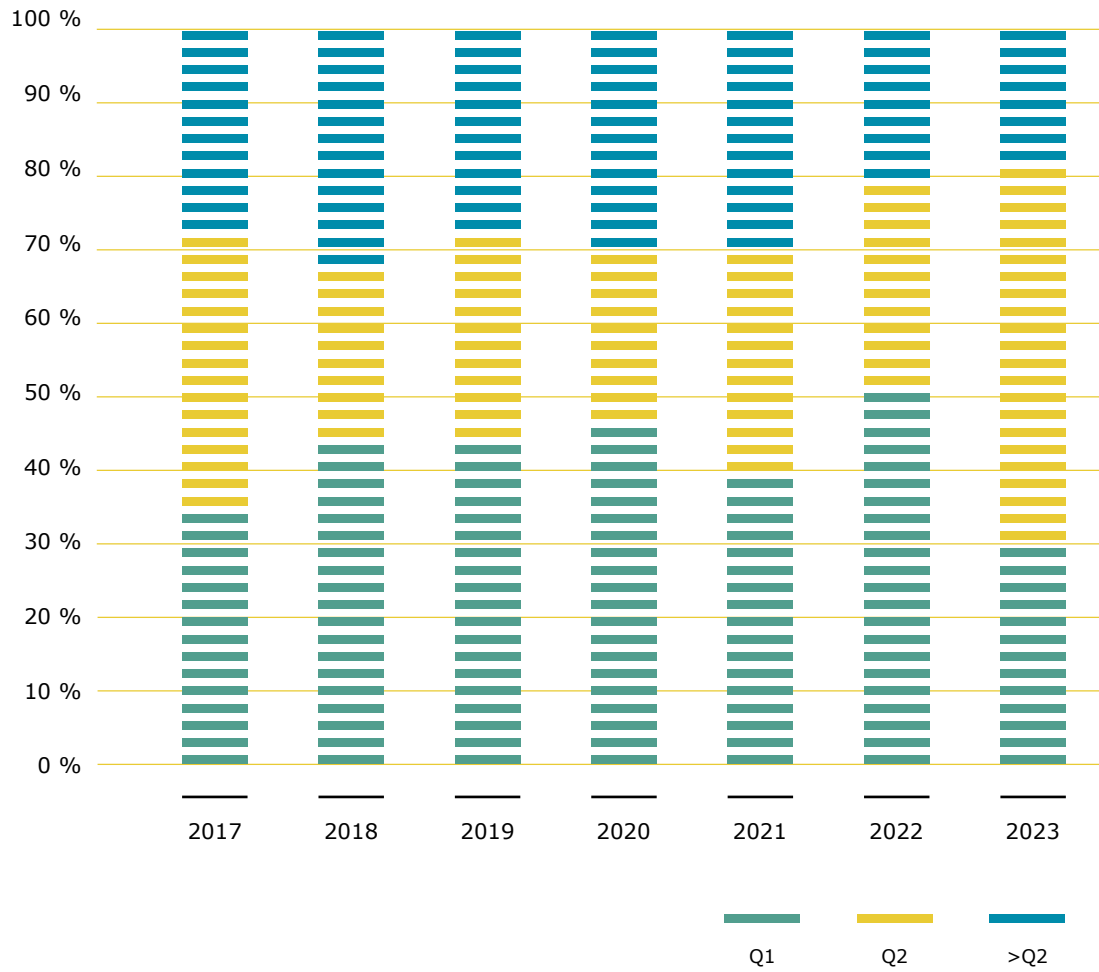


BST scientific output since 2017

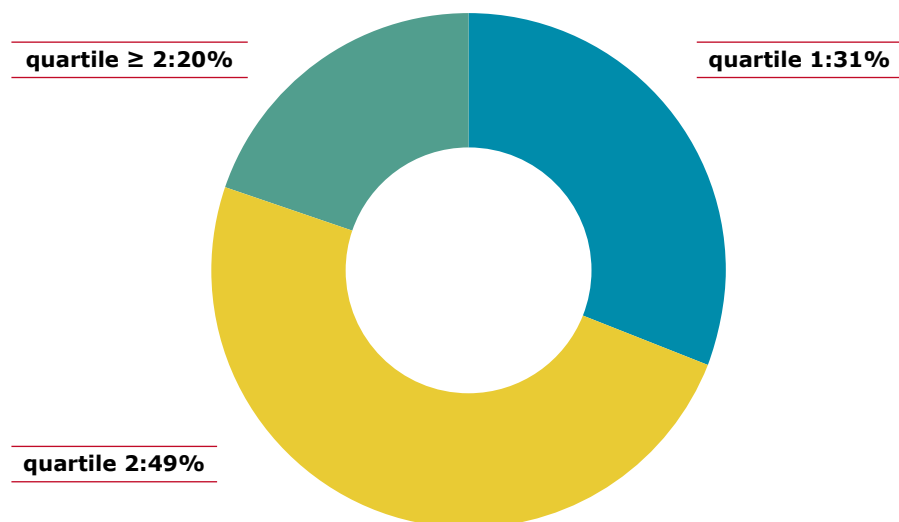


1.5.6. Publications

Classification of publications



2023 BST publications by quartiles



1.5.7. Patents and protection of industrial and intellectual property

The BST has one patent granted in the United States, and two granted by the European Patent Office and validated in several European countries.

1.6. Innovation

The Congenital Coagulopathies Laboratory – Genomics Platform

Whole exome sequencing: the implementation of this technique has allowed us to apply the diagnosis of hereditary connective tissue disorders, hereditary haemorrhagic telangiectasia and other vasculopathies, congenital platelet disorders, Noonan syndrome and other RASopathies, as well as congenital disorders of glycosylation in clinical practice.

Quality control in CAR-T immunotherapy: we participated in the quality control of an autologous T cell immunotherapy product (CAR-T) through the application of molecular studies during the production process. We have developed molecular validation techniques for the sequencing of plasmids, the viral vector, the determination of the number of copies integrated into the therapeutic gene and the envelope, the identity of the producing cells, and the residual DNA.

Digital PCR (dPCR): we have implemented digital PCR in various molecular studies to achieve precise detection and quantification of nucleic acids.

Detection of Cutibacterium acnes: we have developed and applied molecular biology techniques to detect Cutibacterium acnes in umbilical cord blood units intended for transfusion to extremely premature infants.

BST-Analytics initiative: this multidisciplinary data science and innovation unit of the Blood and Tissue Bank has been established to optimise donor recruitment processes, promote donation, and distribute blood products in Catalonia. Currently, we are working on a mobile collection management system to improve efficiency in donor recruitment.

The Tissue Bank has:

Developed and validated a new preservation method for fresh osteochondral allografts to extend expiry time, aiming to optimise tissue allocation and reach more patients.

Validated the human decellularized valve procedure in a controlled microenvironment.

Designed and developed a safe and effective full-thickness acellular dermal graft using the EuroGTPII Methodologies. [THERAPEUTICS AND CLINICAL RISK MANAGEMENT 2023:19 567–578].

Developed a full-thickness acellular dermal graft for human skin, which has been used in a first case for rotator cuff patch augmentation [TRANSPL IMMUNOL 2023 Jun:78:101825].

Presented a comparative in vitro study on the predisposing factors of hamstring grafts to infection in R-ACL surgery, in collaboration with H. del Mar, Universitat Autònoma of Barcelona, and Charité-Universitätsmedizin Berlin [PATHOGENS. 2023 May 25;12(6):761].

Used decellularized nerve grafts for repairing severe peripheral nerve injuries in sheep, in collaboration with Universitat Autònoma of Barcelona [NEUROSURGERY. 2023 Dec 1;93(6):1296-1304].

Enhanced the safety of cornea preservation by incorporating an antifungal agent into the media composition.

1.6. Innovation

The Immunohaematology Laboratory

Development of a novel high-throughput NGS method for simultaneous HPA and HLA genotyping of platelet apheresis donors.

The Immunohaematology Laboratory, in collaboration with the Histocompatibility Lab and the Genomic Platform has developed and validated a new tool for the extensive HPA and HLA Class I typing of platelet apheresis donors.

The results of this work were presented at the ISBT Congress 2023 in Gothenburg.

The Transfusion Safety Laboratory has:

Pre-commercial validation of a new molecular biology reagent for the joint detection of West Nile Virus, Dengue, Zika and Chikungunya arboviruses. The evaluation carried out in the Transfusion Safety Laboratory contributed to obtaining the CE marking for the screening of blood, tissue and cell donations.

Evaluation of a commercial ELISA method for pseudo-neutralisation to ensure the neutralising potential of anti-Spike antibodies against SARS-CoV-2 in convalescent COVID plasma.

The Cell Therapy Service

Creation of the GMP bioreactor platform for 3D manufacturing of mesenchymal cells derived from umbilical cord.

Manufacturing of tumour infiltrating lymphocytes (TIL) therapy to treat patients with metastatic, refractory-epithelial cancer (NEXTGEN-TIL clinical trial).

Development of a molecular testing and genomic integrity characterisation algorithm for iPSC based in WES and RNAseq in collaboration with the Group of Congenital Coagulopathies at BST and the Genomics Platform at BST (Dr Fran Vidal and Dr Irene Corrales). Manuscript in preparation.

BK Virus renal transplant. 2023-2025: Scale-up and validation of the expansion protocol of IFN- γ + T lymphocytes against BK virus under GMP conditions as a potential therapeutic option for patients who have undergone renal transplant and are suffering for BK virus infection.



BST research activity

2.1. Haemotherapy programme

Research in the haemotherapy programme aims to foster knowledge about the practice of transfusion medicine and related technologies.

Researchers in this programme are currently studying the basic biology and clinical implications of a wide range of problems regarding transfusions, immune responses to transfused blood, and underlying mechanisms, as well as practices related to the processing, storage and safety of blood.

The programme also focuses on research and development of diagnostic and decision-making techniques and processes that make transfusions safer, more effective and more efficient.

This programme not only has the support of its core members but also the simultaneous involvement of the area's principal laboratories and territorial centres.



Director

Núria Nogués Gálvez

Support Staff

Natàlia Comes Fernandez
Noemí Gonzalez Leon
Carina Lera Asensio
Lorena Ramírez Orihuela

Researchers

Perla Bandini
Nina Borràs Agustí
Laia Closa Gil
Irene Corrales Insa
Iris Garcia Martinez
Cecilia Gonzalez
Santesteban

Jordi Gual Obrador
María José Herrero Mata
Carlos Hobeich Naya
Sergio Huertas Torres
Laura Martín Fernández
Laia Miquel Serra
Francisco Vidal Pérez



Research projects

**Principal investigator:
Núria Nogués Gálvez**

Lab-grown red cells for the transfusion management of vaso-occlusive crisis in sickle cell patients

Funding organisation:

“La Caixa” Foundation

File: HR23-00367

Duration: 2023 – 2026

**Principal investigator:
Núria Nogués Gálvez**

LAB-REDCELL: Lab-grown red cells from immortalized erythroid cell lines as an alternative source of red cells with rare phenotypes

for diagnostic and therapeutic applications

Funding organisation:

Spanish Investigation Agency

File: PID2022-141849OB-I00

Duration: 2023 – 2027

**Principal investigator:
Francisco Vidal Perez**

RELECOV 2.0 Consolidation of WGS and RT-PCR activities for SARS-CoV-2 in Spain towards sustainable use

and integration of enhanced infrastructure and processes in the RELECOV network

Funding organisation:

European Commission

File: 101113109

Duration: 2023 – 2025

**Principal investigator:
M^a José Herrero Mata**

Advancing in the implementation of Third Generation Sequencing technology within the field of Immunogenetics and deployment in other areas of the BST

Funding organisation: BST

File: I.2021.029

Duration: 2023 – 2026

**Principal investigator:
Laia Miquel Serra**

Generation of a panel of immortalised erythroid progenitor cell lines from selected blood donors as a sustainable source of cultured red cells

Funding organisation: BST

File: I.2021.028

Duration: 2021 – 2024

**Principal investigator:
Laia Miquel Serra**

Lab-grown red cells from immortalized erythroid precursor cell lines as an alternative source of red cells with infrequent or rare phenotypes

Funding organisation: BST

File: I.2023.024

Duration: 2023 – 2026

**Principal investigator:
Iris Garcia Martínez**

Development of a functional model of the flow of the Blood and Tissue Bank stock based on artificial intelligence to optimize the planning of donation campaigns and the distribution of hemocomponents

Funding organisation: BST

File: I.2023.026

Duration: 2023 – 2026

**Principal investigator:
Nina Borràs Agustí**

Resolving the genetic basis of complex diagnostic inherited bleeding disorders through the application of advanced molecular tools

Funding organisation: BST

File: I.2023.030

Duration: 2023 – 2026

**Principal investigator:
Antoni Masi Roig**

Study of the life cycle of the blood and plasma donor: segmentation into stages, their transitions and design of targeted communication actions

Funding organisation: BST

File: I.2023.032

Duration: 2023 – 2025

**Principal investigator:
Vanessa Pleguezuelos
Hernández**

Obtaining sterilized donated breast milk applying the emerging technology of ultra-high pressure homogenization (LMD-UHPH)

Funding organisation: BST

File: I.2023.033

Duration: 2023 – 2025

Collaboration projects

**Principal investigator:
Anna Bigas Salvans
(IMIM), Núria Nogués
Gálvez (BST)**

HEMO-GAS: Recreating the embryonic niche for hematopoietic stem cell production and derivatives in human gastruloids
Funding organisation: Spanish Investigation Agency
File: PLEC2021-007518
Duration: 2021 - 2024

**Principal investigator:
Marc Oliva Bernal
(Hospital Universitari de Bellvitge), Isabel
Gonzalez Medina (BST)**

A phase II study of ALX148 in combination with pembrolizumab in patients with advanced head and neck squamous cell carcinoma (ASPEN-03)
Funding organisation: ALX Oncology Inc.
File: 2020-004093- 21
Duration: 2021 - 2023

**Principal investigator:
Marc Oliva Bernal
(Hospital Universitari de Bellvitge), Isabel
Gonzalez Medina (BST)**

A phase II study of ALX148 in combination with pembrolizumab and chemotherapy in patients with advanced head and neck squamous cell carcinoma (ASPEN-04)
Funding organisation: ALX Oncology Inc.
File: 2020-004662-19
Duration: 2021 - 2023

**Principal investigator:
Cristina Santos Vivas
(Hospital Universitari de Bellvitge), Isabel
Gonzalez Medina (BST)**

A phase II study of A Phase 2, Randomized, Open-Label Study Evaluating the Safety and Efficacy of Magrolimab in Combination With Bevacizumab and FOLFIRI Versus Bevacizumab and FOLFIRI in Previously Treated Advanced Inoperable Metastatic Colorectal Cancer
Funding organisation: Gilead Sciences, Inc.
File: 2022-500177-13
Duration: 2023 - 2024

**Principal investigator:
Cinta Hierro Carbó
(Hospital Germans Trias i Pujol), Águeda
Ancochea (BST)**

A phase 2/3 study of ALX148 in patients with advanced HER2-overexpressing gastric/gastroesophageal junction adenocarcinoma (ASPEN-06)
Funding organisation: Alx Oncology, Inc.
File: 2021-001008-14
Duration: 2023 - 2024

Publications


- Bandini P, Borràs N, Berruero R, Gassiot S, Martín-Fernandez L, Sarrate E, Comes N, Ramírez L, Hobeich C, Vidal F, Corrales I.** Gaining Insights into Inherited Bleeding Disorders of Complex Etiology in Pediatric Patients: Whole-Exome Sequencing as First-Line Investigation Tool. *THROMB HAEMOST.* 2023 Dec 29. doi: 10.1055/s-0043-1778070. Epub ahead of print. PMID: 38158197. IF 6.7. Q1.
- Martin-Fernandez L, Garcia-Martínez I,** Lopez S, Martinez-Perez A, Vilalta N, Plaza M, Moret C, Viñuela A, Brown AA, Panousis NI, Bul A, Dermitzakis ET, **Corrales I, Souto JC, Vidal F, Soria JM.** Multiallelic Copy Number Variation in ORM1 is Associated with Plasma Cell-Free DNA Levels as an Intermediate Phenotype for Venous Thromboembolism. *THROMB HAEMOST* 2023 Jan 25. doi: 10.1055/s-0043-1760844. PMID: 36696913. IF 6.7. Q1.
- Bandini P, Borràs N,** Fernandez Mellid E, **Martin-Fernandez L,** Melero Valentín P, **Comes N, Ramírez L,** Cadahia Fernández P, Rodríguez Ruiz M, Perez Encinas MM, **Vidal F, Corrales I.** First description of bone marrow failure syndrome in Spain caused by mutations in the ERCC6L2 gene. *BR J HAEMATOL.* 2023 Sep 11. doi: 10.1111/bjh.19050. Epub ahead of print. PMID: 37696499. IF 6.5. Q1.
- Muñoz NG, Ortega S,** Solanich X, Cid J, Díaz M, Moreno AB, **Ancochea Á, Santos M,** Hernández I, Sanchez JM, Luaña A, García J, Escoda L, **Medina L, Ferrer GJ,** López J, Céspedes R, Díaz JA, **Pons V,** Valcárcel D, **Grifols JR.** Diagnosis and clinical management of thrombotic thrombocytopenic purpura (TTP): a consensus statement from the TTP Catalan group. *BLOOD TRANSFUS* 2023 Sep 4. doi: 10.2450/BloodTransfus.522. PMID: 37677097. IF 3.7. Q2.
- de la Morena-Barrio B, Palomo Á, Padilla J, **Martín-Fernández L,** Rojo-Carrillo JJ, Cifuentes R, Bravo-Pérez C, Garrido-Rodríguez P, Miñano A, Rubio AM, Pagán J, Llamas M, Vicente V, **Vidal F,** Lozano ML, Corral J, de la Morena-Barrio ME. Impact of genetic structural variants in factor XI deficiency: identification, accurate characterization, and inferred mechanism by long-read sequencing. *J THROMB HAEMOST* 2023 Mar 20:S1538-7836(23)00239-8. doi: 10.1016/j.jtha.2023.03.009. PMID: 36940803. IF 10.4. Q1.
- Garcia-Segura S, Del Rey J, **Closa L, Garcia-Martínez I, Hobeich C,** Castel AB, **Vidal F,** Benet J, Oliver-Bonet M. Characterization of Seminal Microbiome of Infertile Idiopathic Patients Using Third-Generation Sequencing Platform. *INT J MOL SCI.* 2023 Apr 26;24(9):7867. doi: 10.3390/ijms24097867. PMID: 37175573; PMCID: PMC10178615. IF 5.6. Q1
- Pardos-Gea J, **Martin-Fernandez L, Closa L,** Ferrero A, Marzo C, Rubio-Rivas M, Mitjavila F, González-Porras JR, Bastida JM, Mateo J, Carrasco M, Bernardo Á, Astigarraga I, Aguinaco R, **Corrales I, Garcia-Martínez I, Vidal F.** Key Genes of the Immune System and Predisposition to Acquired Hemophilia A: Evidence from a Spanish Cohort of 49 Patients Using Next-Generation Sequencing. *INT J MOL SCI.* 2023 Nov 15;24(22):16372. doi: 10.3390/ijms242216372. PMID: 38003562; PMCID: PMC10671092. IF 5.6. Q1.
- Pujol-Moix N, **Muñiz-Díaz E,** Español I, Mojal S, Soler E, Souto JC. Pseudothrombocytopenia, beyond a laboratory phenomenon: study of 192 cases. *ANN HEMATOL* 2023 Mar 31. doi: 10.1007/s00277-023-05192-8. PMID: 37002444. IF 3.5. Q2.
- Benítez Hidalgo O, Martinez Garcia MF, **Corrales Insa I,** Fernández-Caballero M, **Ramírez Orihuela L,** Cortina Giner V, **Comes Fernández N,** Juarez Gimenez JC. Vhrare study: Prevalence, clinical features and management of severe rare bleeding disorders in a large cohort. *EJHAEM.* 2023 Mar 9;4(2):476-482. doi: 10.1002/jha2.664. PMID: 37206292; PMCID: PMC10188473. IF 3.1. Q3.

Romera Martínez I, Bueno Cabrera JL, Domingo-Morera JM, López Aguilar JC, Villegas Da Ros C, García Erce JA, Sáez Serrano I, Flores Ballester E, **Maglio LA**, Arbona Castaño C, Sola Lapeña C, Guerra Domínguez L, Berberana Fernández M, Madrigal Sánchez ME, Rubio Batllés M, Pérez-Olmeda M, Ramos-Martínez A, Velasco-Iglesias A, Avendaño-Solá C, Duarte RF. Pathogen reduction with methylene blue does not have an impact on the clinical effectiveness of COVID-19 convalescent plasma. VOX SANG 2023 Feb 3. doi: 10.1111/vox.13406. PMID: 36734378. IF 2.7. Q3.

Moreno-Vílchez C, Muniesa C, González-Barca E, **García-Muñoz N, Ortega-Sánchez S**, Servitje O. Efficacy and safety of offline extracorporeal photopheresis in cutaneous T-cell lymphomas: A retrospective study. PHOTODERMATOL PHOTOIMMUNOL PHOTOMED. 2023 Jul 19. doi: 10.1111/phpp.12901. Epub ahead of print. PMID: 37465951. IF 2.6. Q2.

Salvia R, Rico LG, Bradford JA, Ward MD, Olszowy MW, Martínez C, Madrid-Aris AD, **Grífols JR, Ancochea Á**, Gomez-Muñoz L, Vives-Pi M, Martínez-Cáceres E, Fernández MA, Sorigue M, Petriz J. Fast-screening flow cytometry method for detecting nanoplastics in human peripheral blood. METHODSX. 2023 Feb 6;10:102057. doi: 10.1016/j.mex.2023.102057. PMID: 36851978; PMCID: PMC9958479. IF 1.9. Q2.





2.2. Cell therapy programme

The aim is for cell therapy at the BST to be a platform for knowledge and cell production for the Catalan healthcare system in order to provide the appropriate response to the needs of patients and the doctors who treat them.

The BST wants to facilitate the introduction of new advanced therapies in the health system, making the BST clean rooms available to research clinicians who need to perform concept tests.

Moreover, the BST is also interested in scaling products and taking on the challenge of bioreactor production in the development of clinical trials jointly with the Spanish Agency of Medicines and Medical Devices (AEMPS) and other entities.

Along with the above, the cell and advanced therapy service research focusses on the development of new products and services in the areas of immunotherapy and regenerative medicine.

Director

Sergi Querol Giner

Support staff

Kenia Rodriguez Gonzalez

Researchers

Belén Álvarez Palomo

Raquel Cabrera Perez

Margarita Codinach Creus

Ruth Coll Bonet

Emma Enrich Rande

Rubén Escribá Piera

Alba Lopez Fernandez

Ruth Mora Buch

Sara Morini

Jara Palomero Gorrindo

Luciano Rodríguez Gómez

Francesc Rudilla Salvador

Dinara Samarkanova

Maria Tomas Marin

Joaquim Vives Armengol



Research projects

Projects with a PI or CO-PI from the BST

**Principal investigator:
Sergi Querol Giner**

OSCAR-iNK: Off-the-Shelf iPSC-derived next generation CAR-NK cells for solid tumor allogenic immunotherapy
Funding organisation: Spanish Investigation Agency
File: CPP2021-008350
Duration: 2022 – 2025

**Principal investigator:
Sergi Querol Giner**

Clinical evaluation of umbilical cord blood red blood cells for transfusion in extremely premature infants
Funding organisation: Carlos III Institute of Health
File: PI22/00290
Duration: 2023 – 2025

**Principal investigator:
Joaquim Vives Armengol**

Fibrin Sealant Grifols as scaffold in advanced therapies. 3D printing scaffolds for advanced trauma applications.
In vivo study
Funding organisation: Instituto Grifols, SA
File: I.2016.035
Duration: 2017 – 2024

**Principal investigator:
Joaquim Vives Armengol**

Translation of an allogenic tissue engineering product with mesenchymal stem cells from Wharton's jelly for the treatment of osteonecrosis in paediatric oncology patients
Funding organisation: Carlos III Institute of Health
File: PI19/01788
Duration: 2020 – 2024

**Principal investigator:
Joaquim Vives Armengol**

Translation of an allogeneic tissue-engineered product for the treatment of focal articular cartilage lesions
Funding organisation: Carlos III Institute of Health
File: PI22/01906
Duration: 2023 – 2025

**Principal investigator:
Joaquim Vives Armengol**

Design and validation of a platform for the production of mesenchymal cells derived from pluripotent cells with genetic characteristics of therapeutic interest and their scaling up in a bioreactor for clinical use
Funding organisation: BST
File: I.2023.027
Duration: 2023 – 2026

**Principal investigator:
Ana Belén Álvarez Palomo**

Universal cord blood iPSC-derived CAR-NK cells for an 'off-the-shelf' immunotherapy for cancer (UNiKAR)
Funding organisation: BST
File: I.2021.027
Duration: 2021 – 2024

**Principal investigator:
Ana Belén Álvarez Palomo**

UNiKAR: Universal cord blood iPSC-derived CAR-NK cells for an 'off-the-shelf' immunotherapy for cancer
Funding organisation: Carlos III Institute of Health
File: PI21/00796
Duration: 2022 – 2024

**Principal investigator:
Ana Belén Álvarez Palomo**

EPIFIN: Engineering induced Pluripotent stem cells for a novel Immunotherapy of Fungal Infections
Funding organisation: Spanish Investigation Agency
File: CPP2022-009594
Duration: 2023 – 2026

**Principal investigator:
Sergi Querol Giner**

Cellular immunological response to SARS-CoV-2. Decisions on the immunisation of T-cells and their use in potential therapy
Funding organisation: Cellnex Telecom, S.A.
File: I.2020.038
Duration: 2020 – 2023

**Principal investigator:
Francesc Rudilla Salvador**

Application of T cell receptor sequencing in the development, optimization and characterization of antiviral cellular products.
Funding organisation: BST
File: I.2023.025
Duration: 2023 – 2026

**Principal investigator:
Ruth Coll Bonet**

Phase I/II, randomised, double-blind, parallel, 2-arm, placebo-controlled clinical trial to evaluate the safety and efficacy of intrathecal administration of Wharton's jelly mesenchymal stem cells in the treatment of chronic traumatic incomplete cervical spinal cord injury
Funding organisation: BST
File: 2021-000346-18
Duration: 2021 – 2023

Collaboration projects

Principal investigator:
José María Moraleda Jiménez (Instituto Murciano de Investigación Biosanitaria Virgen de la Arrixaca), Joaquim Vives Armengol (BST)

RICORS TERA.V. Technology and therapeutic developments: innovation, transfer to the health system and education
Funding organisation: Carlos III Institute of Health
File: RD21/0017/0022
Duration: 2022 -2024

Principal investigator:
Nerea Maiz Elizaran (Hospital Universitari Vall d'Hebron), Margarida Codinach Creus (BST)

Tissue engineering for the improvement of the surgical technique for the fetoscopic repair of spinal neural tube defects in sheep fetuses
Funding organisation: Carlos III Institute of Health
File: PI20/00421
Duration: 2021 – 2023

Principal investigator:
Elena Garralda Cabanas (Hospital Universitari Vall d'Hebron), Sergi Querol Giner (BST)

Next-generation TIL therapy targeting neoantigens for immune checkpoint blockade-resistant tumours
Funding organisation: Carlos III Institute of Health
File: ICI/20/00076
Duration: 2021 – 2024

Principal investigator:
Antoni Bayés Genís (Hospital Germans Trias i Pujol), Joaquim Vives Armengol (BST)

Modulation of inflammation by extracellular vesicles in STEMI-derived cardiogenic shock: EV4MI Trial
Funding organisation: Carlos III Institute of Health
File: ICI20/00135
Duration: 2021 – 2024

Principal investigator:
Joan Vidal Samsó (Guttmann Institute), Ruth Coll Bonet (BST)

A safety, randomized, double-blind, two therapeutic doses and placebo-controlled clinical trial for the treatment of incomplete cervical spinal cord injury with multiple intrathecally infusions of Wharton jelly mesenchymal stromal cells
Funding organisation: Carlos III Institute of Health
File: PI19/01680
Duration: 2020 – 2024

Principal investigator:
Jorge Alemany Herrera (One Chain Immunotherapeutics), Sergi Querol Giner (BST)

Development of a dual CD1a/CCR9-directed CAR-T therapy for the treatment of R/R T-cell Acute Lymphoblastic Leukemia
Funding organisation: Spanish Investigation Agency
File: CPP2022-009759
Duration: 2023 - 2026

Principal investigator:
Guillermo Orti Pascual (Hospital Universitari Vall d'Hebron), Sergi Querol Giner (BST)

Phase I-Ib clinical trial of safety and immunobiology of the Prophylactic Infusion of $\gamma\delta$ Lymphocytes and NK Cells from an HLA identical donor post Allo-HSCT with T depletion
Funding organisation: Carlos III Institute of Health
File: PI22/00710
Duration: 2023 – 2025

Principal investigator:
Gloria Iacoboni (Hospital Universitari Vall d'Hebron)

BST participation:
BST-HVH as Sub-Investigators; BST-STC as Cell Processing

A phase 2 multi-centre Study evaluating the efficacy of KTE-X19 in subjects with relapsed/refractory mantle cell lymphoma
Funding organisation: Kite Pharma, Inc
File: 2015-005008-27
Duration: 2021 - 2023

Principal investigator:
David Valcárcel Ferreiras (Hospital Universitari Vall d'Hebron), Sergi Querol Giner (BST)

Efficacy and Safety of Autologous, Mobilized, Unexpanded CD133+ Cells to Treat Patients With Asherman's Syndrome: A Prospective, Multicenter, Phase I/II Clinical Trial
Funding organisation: Igenomix
File: 2016-003975-23
Duration: 2018 – 2023

Principal investigator:
**Ana Oaknin (Hospital
Universitari Vall
d'Hebron)**

BST participation:
**BST-HVH as Sub-
Investigators**

A Phase 2, Multicenter
Study to Evaluate the
Efficacy and Safety
Using Autologous Tumor
Infiltrating Lymphocytes
(LN-145) in Patients with
Recurrent, Metastatic,
or Persistent Cervical
Carcinoma

Funding organisation:
Iovance Therapeutics
File: 2016-003447-11
Duration: 2022 - 2024

Principal investigator:
**Gloria Iacoboni (Hospital
Universitari Vall
d'Hebron)**

BST participation:
**BST-HVH as Sub-
Investigators; BST-STC
as Cell Processing**

A single arm, open-label,
multi-centre, phase I/II
study evaluating the safety
and clinical activity of
auto4, a car t cell treatment
targeting TRBC1, in patients
with relapsed or refractory
TRBC1 positive selected T
cell non-Hodgkin Lymphoma

Funding organisation:
Autolus Ltd
File: 2017-001965-26
Duration: 2020 - 2023

**Principal investigator -
Pediatrics: Constantino
Sabado (Hospital
Universitari Vall d'Hebron)**

BST participation:
**BST-HVH as Sub-
Investigators; BST-STC
as Cell Processing**

Multicenter, Open-
Label, Phase 3 Study of
Tabelecleucel for Solid Organ
or Allogeneic Hematopoietic
Cell Transplant Subjects
with Epstein-Barr Virus-
Associated Post-Transplant
Lymphoproliferative
Disease after Failure of
Rituximab or Rituximab
and Chemotherapy (ALLELE
Study)

Funding organisation:
Atara Biotherapeutics
File: 2017-002949-30
Duration: 2020 - 2024

Principal investigator:
**Susana Rives Sola
(Hospital Sant Joan de
Déu), Enric Garcia Rey
(BST)**

A phase Ib/II, multi-centre,
open-label, single-arm,
multi-cohort study to
evaluate the safety and
efficacy of JCAR017 in
paediatric patients with
acute B-cell lymphoblastic
leukaemia and relapsed/
refractory B-cell non-
Hodgkin's Lymphoma
Funding organisation:
Celgene Corporation
File: 2018-001246-34
Duration: 2018 - 2024

Principal investigator:
**Pere Barba (Hospital
Universitari Vall
d'Hebron)**

BST participation:
**BST-HVH as Sub-
Investigators; BST-STC
as Cell Processing**

Phase I, open-label, multi-
centre, dose escalation
study of YTB323 in adult
patients with CLL/SLL and
DLBCL

Funding organisation:
Novartis Pharma AG
File: 2018-004336-30
Duration: 2021 - 2024

Principal investigator:
**Pere Barba Suñol
(Hospital Universitari
Vall d'Hebron), Sergi
Querol Giner (BST)**

TRACE: Treatment of
chemorefractory viral
infections after allogeneic
stem cell transplantation
with multispecific T cells
against CMV, EBV, and AdV:
a phase III, prospective,
multicenter clinical trial
Funding organisation:
Ludwing Maximilians Munich
University
File: 2018-000853-29
Duration: 2021 -2023

Principal investigator:
**Pere Barba (Hospital
Universitari Vall d'Hebron)**
**BST participation: BST-
HVH as Sub-Investigators;
BST-STC as Cell
Processing**

An open-label, multi-centre,
phase Ib/II study evaluating
the safety and efficacy
of AUTO1, a CAR T-cell
treatment targeting CD19, in
adult patients with relapsed
or refractory B-cell acute
lymphoblastic leukaemia.
Funding organisation:
Autolus Therapeutics Ltd
File: 2019-001937-16
Duration: 2021 - 2023

Principal investigator:
**Claudia Valverde Morales
(Hospital Universitari
Vall d'Hebron)**

BST participation:
**BST-HVH as Sub-
Investigators; BST-STC
as Cell Processing**

A phase 2 single-arm,
open-label clinical trial of
ADP-A2M4 SPEAR™ T-cells
in subjects with advanced
synovial sarcoma or myxoid/
round cell liposarcoma

Funding organisation:
Adaptimmune Therapeutics
PLC
File: 2019-000589-39
Duration: 2020 - 2024

Principal investigator:
**Eva Muñoz (Hospital
Universitari Vall
d'Hebron)**

BST participation:
**BST-HVH as Sub-
Investigators; BST-STC
as Cell Processing**

An open-label, phase I
study of NEO-PTC-01 in
patients with advanced or
metastatic melanoma
Funding organisation:
Biontech
File: 2019-003908-13
Duration: 2021 - 2024

Principal investigator:
**Elena Garralda (Hospital
Universitari Vall d'Hebron)**
BST participation:
**BST-HVH as Sub-
Investigators; BST-STC
as Cell Processing**

A phase 1 dose escalation study to assess safety and efficacy of ADP-A2M4CD8 as monotherapy or in combination with nivolumab in HLA-A2+ subjects with MAGE-A4 positive tumors
Funding organisation:
Adaptimmune Therapeutics PLC
File: 2019-001965-34
Duration: 2022 – 2024

Principal investigator:
**María Solá (Hospital
Universitari Vall d'Hebron)**
BST participation:
**BST-HVH as Sub-
Investigators; BST-STC
as Cell Processing**

A Randomised, Open-label, Multicentre, Phase 3 Trial of First-line Treatment with Mesenchymal Stromal Cells MC0518 Versus Best Available Therapy in Adult and Adolescent Subjects with Steroid-refractory Acute Graft-versus-host Disease After Allogeneic Haematopoietic Stem Cell Transplantation (IDUNN Trial)
Funding organisation:
Medac GmbH
File: 2019-001462-15
Duration: 2021 – 2024

Principal investigator:
**Elena Garralda (Hospital
Universitari Vall d'Hebron)**
BST participation:
**BST-HVH as Sub-
Investigators; BST-STC as
Cell Processing; BST-FTA
as Manufacturing Plant**

A Phase I study to assess the safety and tolerability of ex vivo next-generation neoantigen-selected Tumor-infiltrating Lymphocyte (TIL) therapy in advanced epithelial tumors and immune checkpoint blockade (ICB) resistant solid tumors.
Funding organisation:
Vall d'Hebron Institute of Oncology
File: 2020-005778-90
Duration: 2020 – 2024

Principal investigator:
**Elena Garralda (Hospital
Universitari Vall d'Hebron)**
**BST participation: BST-
HVH as Sub-Investigators;
BST-STC as Cell
Processing**

A phase Ib study with a safety lead-in cohort and expansion phase, of the safety, tolerability, biological effect, and efficacy of allogenic natural killer cells in combination with trastuzumab and pertuzumab in adult patients with refractory metastatic Her2 positive breast cancer
Funding organisation:
Vall d'Hebron Institute of Oncology
File: 2020-004543-84
Duration: 2023 - 2024

**Principal investigator
- Adults: Pere Barba
(Hospital Universitari Vall
d'Hebron)**
**Principal investigator -
Pediatrics: Pere Soler
(Hospital Universitari Vall
d'Hebron)**
**BST participation: BST-
HVH as Sub-Investigators;
BST-STC as Cell
Processing**

An open-label, single-arm, multicohort, phase II study to assess the efficacy and safety of tabellecleucel in subjects with Epstein-Barr virus-associated diseases
Funding organisation: Atara Biotherapeutics, Inc.
File: 2020-000177-25
Duration: 2021 – 2024

Principal investigator:
**Elena Elez (Hospital
Universitari Vall d'Hebron)**
**BST participation: BST-
HVH as Sub-Investigators;
BST-STC as Cell
Processing**

A multi-site, open-label, Phase II, randomized, controlled trial to compare the efficacy of RO7198457 versus watchful waiting in resected, Stage II (high risk) and Stage III colorectal cancer patients who are ctDNA positive following resection
Funding organisation:
Biontech
File: 2020-000451-12
Duration: 2021 – 2024

Collaboration projects

Principal investigator:
Cristina Saura (Hospital Universitari Vall d'Hebron)
BST participation:
BST-HVH as Sub-Investigators; BST-STC as Cell Processing

Treatment of advanced or metastatic triple-negative breast cancer with adoptive therapy of PD1+ tumor-infiltrating lymphocytes
Funding organisation: Clínic Foundation for Biomedical Research
File: 2020-003638-19
Duration: 2022 – 2024

Principal investigator:
Gloria Iacoboni (Hospital Universitari Vall d'Hebron)
BST participation:
BST-HVH as Sub-Investigators; BST-STC as Cell Processing

A pivotal Phase II randomised, multi-centre, open-label study to evaluate the efficacy and safety of MB-CART2019.1 compared to standard of care therapy in participants with relapsed/refractory diffuse large B-cell lymphoma, who are not eligible for high-dose chemotherapy and autologous stem cell transplantation
Funding organisation: Miltenyi Biomedicine GmbH
File: 2020-003908-14
Duration: 2022 – 2024

Principal investigator:
Juan Martín Liberal (Catalan Institute of Oncology), Isabel González Medina (BST)

Prospective collection of donor tissue and blood or leukapheresis product from patients with solid tumours to enable development of methods for the manufacturing of clonal neoantigen T-cell products
Funding organisation: Achilles Therapeutics Limited
File: I.2021.019
Duration: 2021 - 2023

Principal investigator:
Pere Barba (Hospital Universitari Vall d'Hebron)
BST participation:
BST-HVH as Sub-Investigators; BST-STC as Cell Processing

A Phase 3 Randomized, Open-Label, Multicenter Study Evaluating the Efficacy of Axicabtagene Ciloleucl Versus Standard of Care Therapy in Subjects with Relapsed/Refractory Follicular Lymphoma
Funding organisation: Kite Pharma, Inc
File: 2021-003260-28
Duration: 2023 - 2024

Principal investigator:
Cecilia Carpio (Hospital Universitari Vall d'Hebron)
BST participation:
BST-HVH as Sub-Investigators; BST-STC as Cell Processing

A Phase 3 Randomized Study Comparing Bortezomib, Lenalidomide and Dexamethasone (VRd) followed by Ciltacabtagene Autoleucl, a Chimeric Antigen Receptor T cell (CAR-T) Therapy Directed Against BCMA versus Bortezomib, Lenalidomide, and Dexamethasone (VRd) followed by Lenalidomide and Dexamethasone (Rd) Therapy in Participants with Newly Diagnosed Multiple Myeloma for Whom Hematopoietic Stem Cell Transplant is Not Planned as Initial Therapy
Funding organisation: Johnson & Johnson Innovative Medicine
File: 2021-001242-35
Duration: 2021 – 2024

Principal investigator:
Elena Garralda (Hospital Universitari Vall d'Hebron)
BST participation:
BST-HVH as Sub-Investigators; BST-STC as Cell Processing

A phase 1/2, first-in-Human, open-label, accelerated titration, two-part clinical trial of TK-8001 (TCR1367-transduced autologous CD8+ T cells) in subjects with HLA-A*02:01 genotype and advanced-stage, MAGE-A1+ solid tumors in non-curable state that have received a minimum of two lines of approved systemic therapy
Funding organisation: T-KNIFE GMBH
File: 2021-004158-49
Duration: 2022 – 2023

Collaboration projects

Principal investigator:
Cristina Diaz de Heredia (Hospital Universitari Vall d'Hebron)

BST participation:
BST-HVH as Sub-Investigators; BST-STC as Cell Processing

Phase 3, Randomized, Double-Blind, Placebo-Controlled Trial, with Cross-Over, of Posoleucel (ALVR105) for the Treatment of Adenovirus Infection in Pediatric and Adult Participants Receiving Standard of Care Following Allogeneic Hematopoietic Cell Transplantation
Funding organisation: AlloVir
File: 2021-003450-22
Duration: 2022 – 2023

Principal investigator:
Ana Oaknin (Hospital Universitari Vall d'Hebron)

BST participation:
BST-HVH as Sub-Investigators; BST-STC as Cell Processing

Phase 2, open-label, randomized, non-comparative clinical trial of ADP-A2M4CD8 monotherapy and in combination with Nivolumab in subjects with recurrent ovarian cancers
Funding organisation: Adaptimmune Therapeutics PLC
File: 2022-003176-16
Duration: 2023 – 2024

Principal investigator:
Pere Barba (Hospital Universitari Vall d'Hebron)

BST participation:
BST-HVH as Sub-Investigators; BST-STC as Cell Processing

A Single-Arm, Open-Label, Phase 1/2 Study Evaluating the Safety, Efficacy, and Cellular Kinetics/Pharmacodynamics of ALLO-501A, an Anti-CD19 Allogeneic CAR T Cell Therapy, and ALLO-647, an Anti-CD52 Monoclonal Antibody, in Subjects with Relapsed/Refractory Large B Cell Lymphoma (LBCL).
Funding organisation: Allogene Therapeutics Inc.
File: 2022-501927-25
Duration: 2023 - 2024

Principal investigator:
Cristina Diaz de Heredia (Hospital Universitari Vall d'Hebron)

BST participation:
BST-HVH as Sub-Investigators; BST-STC as Cell Processing

Phase 2 study of the infusion of differentiated autologous T-cells from peripheral blood, expanded and transduced with a lentivirus to express a chimeric antigen receptor with anti-CD19 specificity (A3B1) conjugated with the co-stimulatory regions 4-1BB and CD3z (ARI-0001 cells) in children and adolescents aged 0-18 years with CD19+ acute lymphoblastic leukaemia resistant or refractory to treatment
Funding organisation: Fundació Privada per a la Recerca i la docència Sant Joan de Déu
File: 2022-001101-52
Duration: 2023 – 2024

Principal investigator:
Gloria Iacoboni (Hospital Universitari Vall d'Hebron)

BST participation:
BST-HVH as Sub-Investigators; BST-STC as Cell Processing

An Adaptive Phase 3, Randomized, Open-Label, Multicenter Study to Compare the Efficacy and Safety of Axicabtagene Ciloleucel versus Standard of Care Therapy as First-Line Therapy in Subjects with High-Risk Large B-Cell Lymphoma
Funding organisation: Kite Pharma, Inc
File: 2022-000649-33
Duration: 2023 – 2024

Principal investigator:
Josefina Cortés (Hospital Universitari Vall d'Hebron)

BST participation:
BST-HVH as Sub-Investigators; BST-STC as Cell Processing

An open-label, multi-center, phase ½ study to assess safety, efficacy and cellular kinetics of YTB323 in participants with severe, refractory systemic lupus erythematosus (srSLE)
Funding organisation: Novartis
File: 2022-001796-14
Duration: 2023 – 2024

Principal investigator:
Pere Barba (Hospital Universitari Vall d'Hebron)

BST participation:
BST-HVH as Sub-Investigators; BST-STC as Cell Processing

A randomized, open-label, multi-center phase III trial comparing tisagenlecleucel to standard of care in adult participants with relapsed or refractory follicular lymphoma
Funding organisation: Johnson & Johnson Innovative Medicine
File: 2023-503452-27-00
Duration: 2023 – 2024

Publications

- Cabrera-Pérez R**, Ràfols-Mitjans A, Roig-Molina À, Beltramone S, **Vives J**, Batlle-Morera L. Human Wharton's jelly-derived mesenchymal stromal cells promote bone formation in immunodeficient mice when administered into a bone microenvironment. *J TRANSL MED*. 2023 Nov 10;21(1):802. doi: 10.1186/s12967-023-04672-9. PMID: 37950242. IF 7.4. Q1.
- Delgadillo J**, Kerkelä E, Waters A, Akker EVD, Lechanteur C, Baudoux E, Gardiner N, De Vos J, **Vives J**. A management model in blood, tissue and cell establishments to ensure rapid and sustainable patient access to advanced therapy medicinal products in Europe. *CYTOTHERAPY*. 2023 Sep 5:S1465-3249(23)01015-0. doi: 10.1016/j.jcyt.2023.08.001. Epub ahead of print. PMID: 37737767. IF 4.5. Q2.
- López-Fernández A**, **Codinach M**, **Coca MI**, **Prat-Vidal C**, **Castaño J**, **Torrents S**, **Aran G**, **Rodríguez L**, **Querol S**, **Vives J**. Comparability exercise of critical quality attributes of clinical-grade human mesenchymal stromal cells from the Wharton's jelly: single-use stirred tank bioreactors versus planar culture systems. *CYTOTHERAPY*. 2023 Sep 15:S1465-3249(23)01039-3. doi: 10.1016/j.jcyt.2023.08.008. Epub ahead of print. PMID: 37715777. IF 4.5. Q2.
- Vives J**, Sánchez-Guijo F, Gneccchi M, Zwaginga JJ. Cell and gene therapy workforce development: the role of the International Society for Cell & Gene Therapy (ISCT) in the creation of a sustainable and skilled workforce in Europe. *CYTOTHERAPY*. 2023 Jul 27:S1465-3249(23)00982-9. doi: 10.1016/j.jcyt.2023.06.006. Epub ahead of print. PMID: 37498257. IF 4.5. Q2.
- Torrents S**, Del Moral AE, **Codinach M**, **Rodríguez L**, **Querol S**, **Vives J**. Optimized reagents for immunopotency assays on mesenchymal stromal cells for clinical use. *Immunol Res*. 2023 Apr 29:1-10. doi: 10.1007/s12026-023-09385-1. Epub ahead of print. PMID: 37120479; PMCID: PMC10148700. IF 4.4. Q2.
- Martorell L**, **López-Fernández A**, García-Lizarribar A, Sabata R, Gálvez-Martín P, Samitier J, **Vives J**. Preservation of critical quality attributes of mesenchymal stromal cells in 3D bioprinted structures by using natural hydrogel scaffolds. *BIOTECHNOL BIOENG*. 2023 Mar 14. doi: 10.1002/bit.28381. PMID: 36919270. IF 3.8. Q2.
- Samarkanova D**, **Codinach M**, Montemurro T, Mykhailova L, Tancredi G, Gallerano P, Mallis P, Michalopoulos E, Wynn L, Calvo J, Pello OM, Gontica I, Rebullà P, **Querol S**; MultiCord12 Study Group (Appendix 1). Multi-component cord blood banking: a proof-of-concept international exercise. *BLOOD TRANSFUS* 2023 Mar 3. doi: 10.2450/BloodTransfus.492. PMID: 37146297. IF 3.7. Q2.
- Mora-Buch R**, **Tomás-Marín M**, **Enrich E**, **Antón-Iborra M**, **Martorell L**, **Valdivia E**, **Lara-de-León AG**, **Aran G**, **Piron M**, **Querol S**, **Rudilla F**. Virus-specific T cells from cryopreserved blood during an emergent virus outbreak for a potential off-the-shelf therapy. *TRANSPLANT CELL THER* 2023 Jun 6:S2666-6367(23)01324-6. doi: 10.1016/j.jtct.2023.06.001. PMID: 37290691. IF 3.2. Q2.
- Fernandez-Sojo J**, **Valdivia E**, Esquirol A, Portos JM, Rovira M, Suarez M, Diaz-de-Heredia C, Uría ML, Ortí G, Ferra C, Mussetti A, Paviglianiti A, Marsal J, Badell I, Lozano M, Gomez D, **Azqueta C**, **Martorell L**, Rubio N, **García-Buendía A**, Villa J, Carreras E, Querol S. Development of an in-house bone marrow collection kit: The Catalan bone marrow transplantation group experience. *VOX SANG*. 2023 Sep;118(9):783-789. doi: 10.1111/vox.13499. Epub 2023 Aug 2. PMID: 37533171. IF 2.7. Q3.
- Kuebler B, **Alvarez-Palomo B**, Aran B, **Castaño J**, **Rodríguez L**, Raya A, **Querol Giner S**, Veiga A. Generation of a bank of clinical-grade, HLA-homozygous iPSC lines with high coverage of the Spanish population. *STEM CELL RES THER*. 2023 Dec 13;14(1):366. doi: 10.1186/s13287-023-03576-1. PMID: 38093328; PMCID: PMC10720139. IF 7.5. Q1.

Publications

- Gonzaga A, Andreu E, Hernández-Blasco LM, Meseguer R, Al-Akioui-Sanz K, Soria-Juan B, Sanjuan-Gimenez JC, Ferreras C, Tejedo JR, Lopez-Lluch G, Goterris R, Maciá L, Sempere-Ortells JM, Hmadcha A, Borobia A, Vicario JL, Bonora A, Aguilar-Gallardo C, Poveda JL, Arbona C, Alenda C, Tarín F, Marco FM, Merino E, Jaime F, Ferreres J, Figueira JC, Cañada-Illana C, **Querol S**, Guerreiro M, Eguizabal C, Martín-Quirós A, Robles-Marhuenda Á, Pérez-Martínez A, Solano C, Soria B. Rationale for combined therapies in severe-to-critical COVID-19 patients. *FRONT IMMUNOL.* 2023 Sep 11;14:1232472. doi: 10.3389/fimmu.2023.1232472. PMID: 37767093; PMCID: PMC10520558. IF 7.3. Q1.
- Gustà MF, Edel MJ, Salazar VA, **Alvarez-Palomo B**, Juan M, Brogginini M, Damia G, Bigini P, Corbelli A, Fiordaliso F, Barbul A, Korenstein R, Bastús NG, Puntès V. Exploiting endocytosis for transfection of mRNA for cytoplasmatic delivery using cationic gold nanoparticles. *FRONT IMMUNOL.* 2023 May 9;14:1128582. doi: 10.3389/fimmu.2023.1128582. PMID: 37228592; PMCID: PMC10205015. IF 7.3. Q1.
- Álvarez I, Tirado-Herranz A, **Alvarez-Palomo B**, Osete JR, Edel MJ. Proteomic Analysis of Human iPSC-Derived Neural Stem Cells and Motor Neurons Identifies Proteasome Structural Alterations. *CELLS.* 2023 Dec 8;12(24):2800. doi: 10.3390/cells12242800. PMID: 38132120; PMCID: PMC10742145. IF 6.0. Q2.
- Sánchez-Guijo F, Avendaño-Solá C, Badimón L, Bueren J A, Canals J M, **Delgadillo J**, Delgado J, Eguizábal C, Fernández-Santos M E, García-Olmo D, González-Asequinolaza G, Juan M, Martín F, Mata R, Montserrat N, Pérez-Martínez A, Pérez-Simón J A, Prósper F, Urbano-Ispizua A, Zapata A G, Sureda A, Moraleda J M. Role of Hospital Exemption in Europe: position paper from the Spanish Advanced Therapy Network (TERAV). *BONE MARROW TRANSPLANT* (2023). <https://doi.org/10.1038/s41409-023-01962-0>. IF 4.8. Q2.
- Guarga L, Paco N, Manchon-Walsh P, Vela E, **Delgadillo J**, Pontes C, Borràs JM. Management, Survival, and Costs of Pancreatic Cancer: Population-Based Observational Study in Catalonia. *INT. J. ENVIRON. RES. PUBLIC HEALTH* 2023, 20, 5673. <https://doi.org/10.3390/ijerph20095673>. IF 4.6. Q2.
- Sánchez-Sierra N, Perez-Somarriba M, Santa-Maria V, Cruz O, **García-Rey E**, Martorell L, Rovira M, Margarit A, Marsal J. Syngeneic hematopoietic stem cell transplantation after mobilization failure in an adolescent with intracranial germ cell tumor. *PEDIATR BLOOD CANCER.* 2023 May;70(5):e30177. doi: 10.1002/pbc.30177. Epub 2023 Jan 10. PMID: 36625393. IF 3.2. Q2.
- Regalado-Artamendi I, García-Fasanella M, **Medina L, Fernandez-Sojo J**, Esquirol A, García-Cadenas I, Martino R, Briones J, Sierra J, Novelli S. Age, CD34+ cell dose, conditioning and pre-transplant cytopenias can help predict transfusion support in lymphoma patients undergoing autologous stem cell transplantation. *VOX SANG.* 2023 Aug;118(8):681-689. doi: 10.1111/vox.13486. Epub 2023 Jun 25. PMID: 37356813. IF 2.7. Q3.

2.3.

Tissue Bank programme

The Tissue Bank programme is dedicated on translational research, as well as the development, optimisation and innovation of procedures and techniques aimed at improving the effectiveness, quality and safety of human cells and tissues, for therapeutic or biosubstitutive purposes.

Researchers also play a coordinating role in projects, assessing their feasibility and, when possible, securing resources for their development through competitive public grants (Spain and the European Community), as well as from private entities, foundations and industry partners.

Our research programme promotes self-sustainability and fosters innovation through collaboration with the business sector, working in coordination with leading translational research clinical groups in the national and international context.



Translational research is a tool for continuous improvement, with a focus on addressing therapeutic needs using effective and appropriate approaches and procedures.

The strategy of our RDI program strengthens the various research lines identified as strategic for the organization, while keeping key factors in mind, such as our primary focus on patient care. Furthermore, adherence to ethical and regulatory standards, a commitment to quality and excellence, and a focus on sustainability are essential pillars throughout the process.

Director

Cristina Castells Sala

Ana Bofill Ródenas
Oscar Fariñas Barbera
Laura López Puerto

José Ignacio Rodríguez
Martínez

Researchers

Elba Agustí Robira
Ana Rita Baptista Piteira
Raquel Bermudo Gascón

Eva Maria Martínez Conesa
Nausica Otero Areitio
Maria Luisa Pérez Rodríguez
Natzaret Pujagut Mercader

Laia Ruiz Ponsell
Andrés Savío López
Jaime Tabera Fernandez
Carlos Torrico León
Anna Vilarrodona Serrat



Research projects

Projects with a PI or CO-PI from the BST

**Principal investigator:
Cristina Castells Sala**

VASCRAFT: New human decellularized and re-endothelialized tissue-engineered VASCular gRAFT for coronary artery bypass grafting
Funding organisation: Spanish Investigation Agency
File: CPP2021-008438
Duration: 2022 – 2025

**Principal investigator:
Anna Vilarrodona Serrat**

EGALITE: European Group for Accreditation and Liaison of Blood-Tissues and Cells Establishments
Funding organisation: European Commission
File: 101056852
Duration: 2022 - 2024

**Principal investigator:
Oscar Fariñas Barbera and Pablo Gelber
(Hospital de la Santa Creu i Sant Pau)**

Fresh preservation of osteochondral allografts at 37°C
Funding organisation: Carlos III Institute of Health
File: PI18/01771
Duration: 2019 – 2023

**Principal investigator:
Anna Vilarrodona Serrat**

Reduction of post-infarction lesion by bioimplants with reparative capabilities: biomimetic hydrogels and extracellular vesicles for cardiac regenerative medicine
Funding organisation: BST
File: I.2019.039
Duration: 2020 – 2023

**Principal investigator:
Raquel Bermudo Gascón**

Technological development and implementation of a computer system for digitising grafts and donor-recipient correlation for use in tissue banks
Funding organisation: BST
File: I.2021.026
Duration: 2021 – 2024

**Principal investigator:
Laia Ruiz Ponsell**

Development of a large caliber decellularized nerve production protocol for clinical use in peripheral nerve regeneration
Funding organisation: BST
File: I.2023.028
Duration: 2023 – 2026

**Principal investigator:
Oscar Fariñas Barbera**

Development of SoHo bioinks for 3D bioprinting of an osteochondral graft prototype
Funding organisation: BST
File: I.2023.031
Duration: 2023 – 2026

Publications

- Aloy-Reverté C, Bandeira F, **Otero N**, Rebollo-Morell A, Nieto-Nicolau N, Gomes JÁP, Güell JL, Casaroli-Marano RP. Corneal Endothelial Cell Cultures from Organotypic Preservation of Older Donor Corneas Are Suitable for Advanced Cell Therapy. *OPHTHALMIC RES.* 2023;66(1):1254-1265. doi: 10.1159/000533701. Epub 2023 Sep 18. PMID: 37722372; PMCID: PMC10614447. IF 2.0. Q2.
- López-Chicón P, Pérez ML, Castells-Sala C, Piteira AR, Fariñas O, Tabera J, Vilarrodona A.** Quality by Design: Development of Safe and Efficacious Full-Thickness Acellular Dermal Matrix Based on EuroGTPII Methodologies. *THER CLIN RISK MANAG* 2023 Jul 4;19:567-578. doi: 10.2147/TCRM.S410574. PMID: 37425344; PMCID: PMC10325720. IF 2.8. Q3
- Castells-Sala C, Pérez ML, Agustí E**, Aiti A, Tarragona E, **Navarro A, Tabera J, Fariñas O**, Pomar JL, **Vilarrodona A.** Last twenty-years activity of cardiovascular tissue banking in Barcelona. *CELL TISSUE BANK.* 2023 Feb 27:1–16. doi: 10.1007/s10561-022-10059-9. Epub ahead of print. PMID: 36849631; PMCID: PMC9970124. IF 1.5. Q4.
- Castells-Sala C, Pérez ML, López-Chicón P, Lopez-Puerto L, Martínez JIR, Ruiz-Ponsell L**, Aiti A, Madariaga SE, Sastre S, **Fariñas O, Vilarrodona A.** Development of a full-thickness acellular dermal graft from human skin: Case report of first patient rotator cuff patch augmentation repair. *TRANSPL IMMUNOL* 2023 Mar 18;78:101825. doi: 10.1016/j.trim.2023.101825. PMID: 36934900. IF 1.5. Q4.
- Cuende N, **Vilarrodona A**, Vuelta E, Marazuela R, Herrera C, **Querol S**, Sánchez-Ibáñez J, Carmona M, Gayá A, Tort J, Hernández D, Domínguez-Gil B. Addressing Risks Derived From the Commodification of Substances of Human Origin: A European Proposal Applicable Worldwide. *TRANSPLANTATION* 2023 Feb 1. doi: 10.1097/TP.0000000000004527. PMID: 36721301. IF 6.2. Q1.
- Contreras E, Traserra S, Bolívar S, Nieto-Nicolau N, Jaramillo J, Forés J, Jose-Cunilleras E, Moll X, García F, Delgado-Martínez I, **Fariñas O, López-Chicón P, Vilarrodona A**, Udina E, Navarro X. Decellularized Graft for Repairing Severe Peripheral Nerve Injuries in Sheep. *NEUROSURGERY.* 2023 Dec 1;93(6):1296-1304. doi: 10.1227/neu.0000000000002572. Epub 2023 Jun 15. PMID: 37319401. IF 4.8. Q1.
- Corcoll F, Pérez-Prieto D, Karbysheva S, Trampuz A, **Fariñas O**, Monllau JC. Are Hamstring Grafts a Predisposing Factor to Infection in R-ACL Surgery? A Comparative In Vitro Study. *PATHOGENS.* 2023 May 25;12(6):761. doi: 10.3390/pathogens12060761. PMID: 37375451; PMCID: PMC10301445. IF 3.7. Q2.
- Sabater-Cruz N, Figueras-Roca M, **Martinez-Conesa EM, Vilarrodona A**, Casaroli-Marano RP. Pterygium surgery with lyophilized versus cryopreserved amniotic membrane graft. *J FR OPHTALMOL* 2023 Mar;46(3):258-265. doi: 10.1016/j.jfo.2022.08.014. Epub 2023 Feb 13. PMID: 36792470. IF 1.2. Q4.
- Schwab N, Jordana X, Soler J, Garrido X, Brillas P, **Savio A**, Lavín S, Ortega M, Galtés I. CanSynbone® cylinders and deer femurs reproduce ballistic fracture patterns observed in human long bones?. *JOURNAL OF MATERIALS SCIENCE.* 2023; 58(11). DOI:10.1007/s10853-023-08333-6. IF 3.5. Q2.

2.4.

Biological safety programme

The Transfusion Safety Laboratory (LST in the Spanish acronym) aims to improve knowledge on pathophysiological, epidemiological and detection aspects of infectious agents that affect the safety of blood, cells, tissues and breast milk.

In this respect, we should highlight the activity carried out to improve knowledge of the presence of pathogens from other countries among the BST's reference population in Catalonia.

Studies in this direction are aimed at planning and establishing strategies to ensure the safety of blood products on the basis of a correct selection of blood donors and the use of diagnostic tests. It should be borne in mind that the BST is the only centre that distributes blood products in Catalonia and its direct responsibility is to maintain and promote research along these lines.

The LST comprises the Healthcare Unit and the R&D Unit for transmissible agents. The R&D activity of the LST has two main lines:

- A.** Viral hepatitis (HBV, HCV and HEV) and HIV coinfection
- B.** Epidemiological research and development of new tools for the detection of emerging infectious agents (Chagas disease, HTLV-I/II, Chikungunya virus, malaria, XMRV, ZIKA)

Director


Sílvia Sauleda Oliveras

Researchers

Marta Bes Maijó
Meritxell Llorens Revull
Maria Piron

Support staff

Angeles Rico Blázquez
Esther Vicente Encina



Research projects

Projects with a PI or CO-PI from the BST

Principal investigator: Maria Piron

Development of real-time PCR protocols (ZIKA, Dengue, Chikungunya, HTLV-I, HTLV-II, etc.) as supplementary screening or analysis tools for emerging infectious pathogens and a field study of emerging pathogens in high-risk travellers and immigrant donors
Funding organisation: BST
File: I.2016.037
Duration: 2009 – 2023

Principal investigator: Marta Bes Maijó

Prevalence of HIV pre-exposure prophylaxis and hepatitis A virus antibodies as surrogate markers of undisclosed high-risk sexual practices among blood donors in Catalonia
Funding organisation: BST
File: I.2019.031
Duration: 2020 – 2023

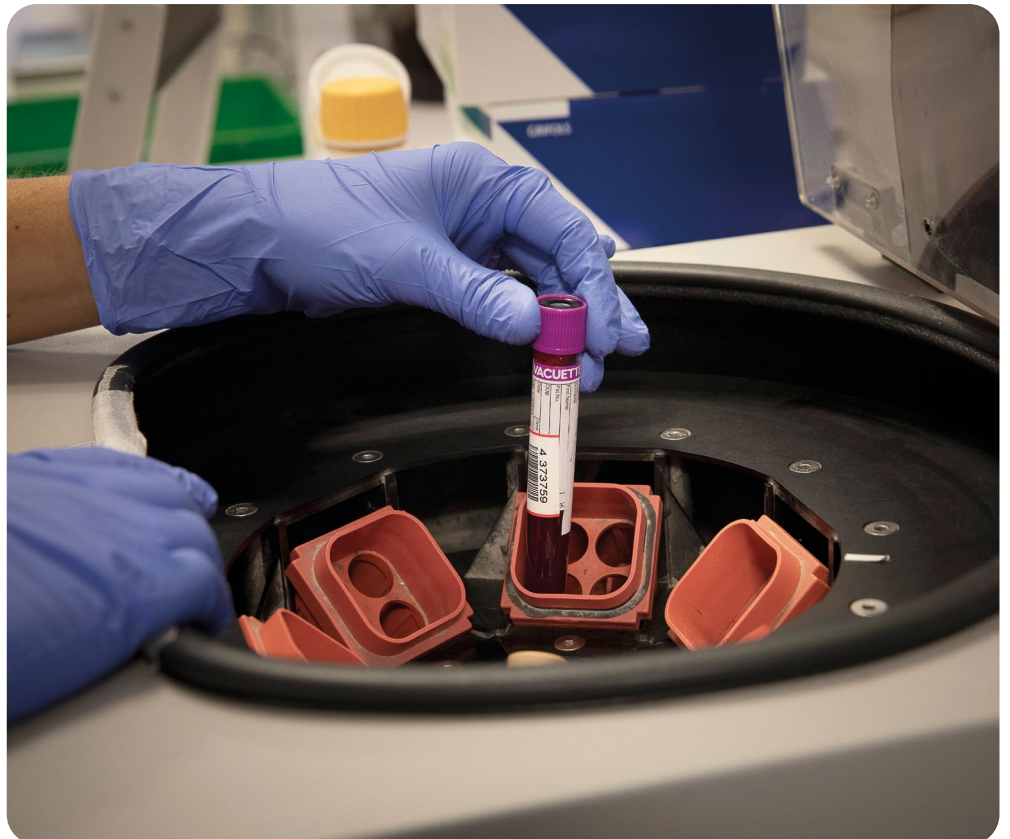
Principal investigator: Sílvia Sauleda Oliveras

Naturally- and vaccine-induced humoral immune response to SARS-CoV-2: A holistic approach from the Blood Bank
Funding organisation: BST
File: I.2021.029
Duration: 2021 – 2024

Collaboration projects

Principal investigator: Juan Ignacio Esteban Mur (Hospital Universitari Vall d'Hebron), Sílvia Sauleda Oliveras (BST)

Dynamic changes in HCV-specific immune response during and after DAAs treatment to unravel new approaches to prophylactic vaccine development
Funding organisation: Carlos III Institute of Health
File: PI19/00533
Duration: 2020 – 2023



Publications

- Costafreda MI, Sauleda S,** Riveiro-Barciela M, **Rico A,** Llorens-Revull M, Guix S, Pintó RM, Bosch A, Rodríguez-Frías F, Rando A, **Piron M, Bes M.** Specific Plasma MicroRNA Signatures Underlying the Clinical Outcomes of Hepatitis E Virus Infection. *MICROBIOL SPECTR* 2023 Jan 25:e0466422. doi: 10.1128/spectrum.04664-22. PMID: 36695578. IF 3.7. Q2.
- Sauleda S, Bes M, Piron M,** Ong E, Coco SB, Carrió J, Linnen JM. Clinical performance of a new multiplex assay for the detection of HIV-1, HIV-2, HCV, HBV, and HEV in blood donations in Catalonia (Spain). *TRANSFUSION*. 2023 Sep 28. doi: 10.1111/trf.17518. Epub ahead of print. PMID: 37767741. IF 2.9. Q2.
- de Mendoza C, Carrizo P, **Sauleda S,** Richart A, Rando A, Miró E, Benito R, Ayerdi O, Encinas B, Aguilera A, Reina G, Rojo S, González R, Fernández-Ruiz M, Liendo P, Montiel N, Roc L, Treviño A, Pozuelo MJ, Soriano V; HTLV Spanish Network. The slowdown of new infections by human retroviruses has reached a plateau in Spain. *J MED VIROL*. 2023 May;95(5):e28779. doi: 10.1002/jmv.28779. PMID: 37212269. IF 12.7. Q1.
- Roade L, Riveiro-Barciela M, Pfefferkorn M, Sopena S, Palom A, **Bes M,** Rando-Segura A, Casillas R, Tabernero D, Rodríguez-Frías F, Berg T, Esteban R, van Bömmel F, Buti M. HBsAg protein composition and clinical outcomes in chronic hepatitis D and variations across HBeAg-negative chronic HBsAg carriers. *JHEP REP*. 2023 Jul 13;5(10):100842. doi: 10.1016/j.jhepr.2023.100842. PMID: 37745192; PMCID: PMC10514556. IF 8.3. Q1.
- Llorens-Revull M, Martínez-González B, Quer J, Esteban JI, Núñez-Moreno G, Mínguez P, Burgui I, Ramos-Ruiz R, Soria ME, **Rico A,** Riveiro-Barciela M, **Sauleda S, Piron M, Corrales I,** Borràs FE, Rodríguez-Frías F, Rando A, Ramírez-Serra C, Camós S, Domingo E, **Bes M,** Perales C, Costafreda MI. Comparison of Extracellular Vesicle Isolation Methods for miRNA Sequencing. *INT J MOL SCI*. 2023 Jul 29;24(15):12183. doi: 10.3390/ijms241512183. PMID: 37569568; PMCID: PMC10418926. IF 5.6. Q1.
- Rodgers MA, Shah PA, Anderson M, Vallari AS, Gersch J, Mbanya D, **Sauleda Oliveras S,** Choudhry S, Leary TP, Kuhns MC, Dawson GJ, Cloherty GA, Lau DTY. Characterization of HBV surface antigen isoforms in the natural history and treatment of HBV infection. *HEPATOL COMMUN*. 2023 Apr 4;7(4):e0027. doi: 10.1097/HC9.000000000000027. PMID: 37026760; PMCID: PMC10079349. IF 5.1. Q2.
- Kohansal-Nodehi M, Swiatek-de Lange M, Kroeniger K, Rolny V, Tabarés G, Piratvisuth T, Tanwadee T, Thongsawat S, Sukeepaisarnjaroen W, Esteban JI, **Bes M,** Köhler B, Chan HL, Busskamp H. Discovery of a haptoglobin glycopeptides biomarker panel for early diagnosis of hepatocellular carcinoma. *FRONT ONCOL*. 2023 Oct 18;13:1213898. doi: 10.3389/fonc.2023.1213898. PMID: 37920152; PMCID: PMC10619681. IF 4.7. Q2.

2.5.

Blood, cell and tissue donation programme

This is a newly created programme in the SRP 2017-20.

It aims, among other things, to develop projects for the improvement of our knowledge of donors' behaviour and their affective and decision-making mechanisms in order to better adapt donations to therapeutic needs, while preserving the well-being and ethical and social values of donors.

The research focuses on a series of priorities, one of which is the study of ethical principles, promotion, donation behaviours and, above all, the protection, well-being and comfort of the donor.



3.

Core platforms

The central or core platforms are shared research resources that provide access to BST researchers and institutions with links to instruments, technologies and services, as well as expert consultations and collaborations.

The BST has fostered the consolidation of these platforms through the laboratories of the healthcare divisions, taking advantage of their technological capabilities and opening up their own research resources to general use.

3.1. Genomics platform

The Genomics Platform of the Banc de Sang i Teixits (BST) supports the adaptation of molecular diagnostic protocols to next generation sequencing (NGS) technology, as well as its application to different research and innovation projects. The extensive experience in the development of NGS applications is complemented by a solid support structure in equipment. Currently, the platform has two MiSeq and one Illumina NextSeq 500 equipment, which allow great scalability to address protocols ranging from the identification of point variants in one or a few genes to whole exome sequencing or transcriptome study. It also has Oxford Nanopore's MinION and PromethION P2 third-generation sequencing (TGS) platforms, which enable ultra-long reads and are being implemented in different areas of interest to the BST. In addition to sequencing technology, the Platform has a specific molecular biology instrumentation infrastructure within the laboratory area (nucleic acid extractors, automatic dispensers, traditional SeqStudio genetic analyzers, Thermalcyclers, Real-Time PCR, Luminex technology, Nanodrop, Qubit, etc.) that allows automation for the processing of large sample volumes simultaneously. It also has bioinformatics tools and specific analysis programs for the interpretation of the results, as well as data management systems to store the large volume of information generated by these technologies in an agile and secure manner. The functions of the platform consist in the management and optimization of the use of NGS and TGS technology. Moreover, the platform provides technical support to researchers who want to use these genomic techniques in the design and development of projects, in the execution and analysis of data. In this sense, it is essential to support the projects from the initial stages to determine the most suitable strategy that allows the achievement of the objectives.

Director

Irene Corrales Insa

Researchers

Nina Borràs Agustí

Natàlia Comes Fernandez

Carlos Hobeich Naya

Francisco Vidal Pérez



3.2. Cell laboratory

Its functions include maintenance and provision of the necessary equipment to researchers working with cell cultures and characterisation (mainly with cytometry, microscopy and metabolism analysis), as well as the basic training needed for their correct use.

Moreover, the experience of the platform's professionals is used to support and offer added value to the research and assistance activities of BST researchers, including technical support in the design and execution of projects, data management and analysis.

In summary, the functions of the platform include: user training, organisation of the equipment use, supervision, maintenance and calibration/verification of the devices, the development and updating of standard working procedures, and support for users in the design and execution of tests with cells and technological surveillance, among others.

Director

Margarida Codinach Creus

Researchers

Francisco Javier Algar
Gutierrez

Begoña Amill Camps
Mireia Lloret Sanchez
Fatima Shettiyar Brun
Sara López Molina
Nicole Somarribia
Hernández

Laura Galvez Saleta
Isabel Tarragó Canela
Ruth Forner Gómez
Margarita Blanco García
Gemma Aran Canals
Silvia Torrents Zapata



3.3. Clinical development

The clinical development platform supports BST teams and their collaborators in the development of clinical trials conducted with the products their research generates as well as promoted by their public and private collaborators. It is also a channel of communication with regulatory agencies.

It is headed by

Ruth Coll Bonet

3.4. The Biobank

The BST Biobank provides the scientific community with the necessary biological material, in optimal conditions, to contribute to its research of excellence while guaranteeing the rights of donors.

It began its activity on 17 September 2010, with provisional authorisation, and obtained definitive administrative authorization on 12 April 2013.

It currently has a cross-cutting structure that manages the transfers of biological samples (blood components, plasma, serum, progenitors, tissues, etc.) between the BST's different departments and the researchers who request them.

The Biobank's scientific committee has 5 members:

Silvia Sauleda.

Head of the Transfusion Safety Laboratory (LST)

Anna Vilarrodona

Head of the Tissue Bank

Sergi Querol

Head of the Cell Therapy Service

Aurora Navarro

Notify project coordinator

Francisco Vidal

Head of the Congenital Coagulopathies Laboratory

Scientific management of the Biobank is led by Joaquim Delgadillo Duarte, Scientific Director at the BST, and Pilar Monleón Martínez, coordinator, handles all the administrative processes related to sample transfer.

The BST supply area and its different territorial centres are responsible for the supply of samples to all BST services and departments.

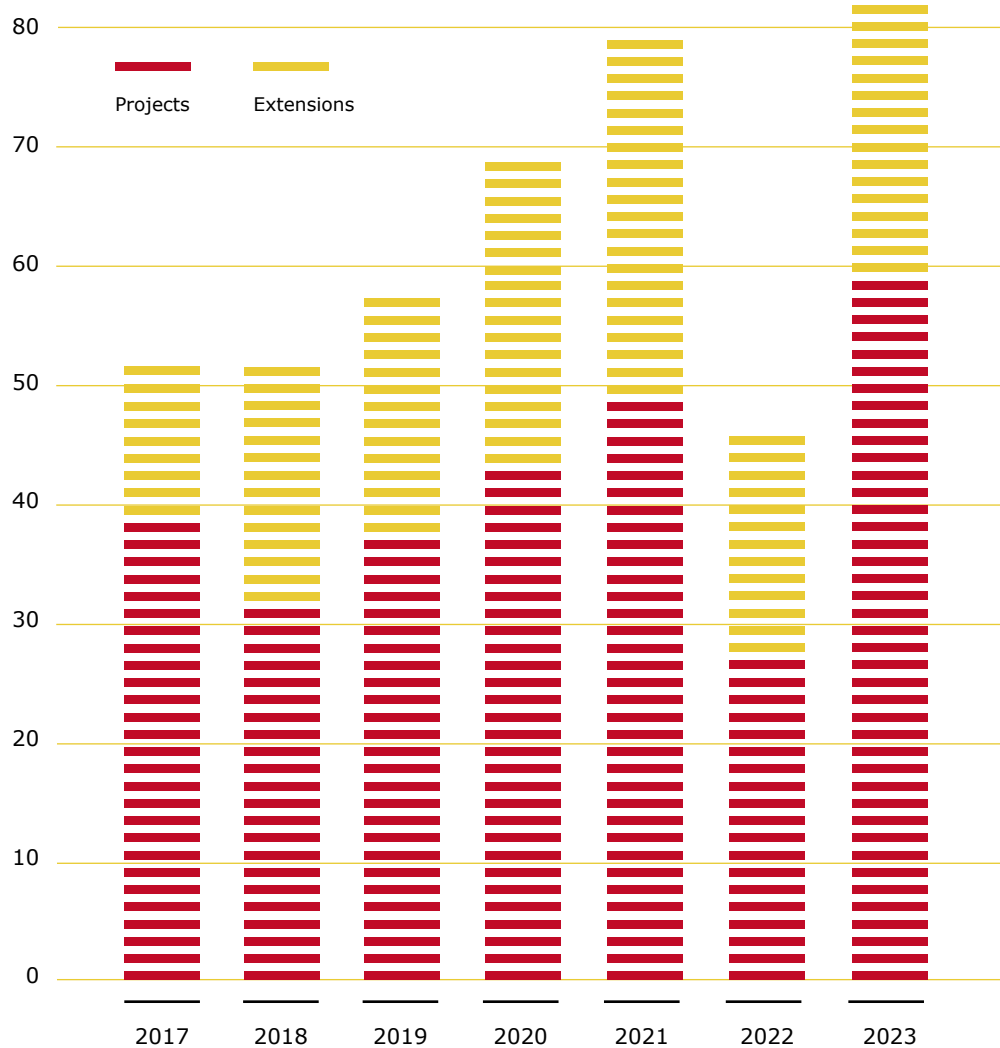
Pilar Monleon



Active projects

Fifty-nine new projects have been approved for sample assignment and another twenty-two projects have had approval extended.

Here is a list of the number of projects and extensions since 2017:



MoU

Agreements for the transfer of biological samples are regulated through memorandums of understanding (MoU) with research institutions, universities or companies in the health sector.

These come from the different BST services shown below, where the number of units delivered is also expressed.

The samples come from the different services of the BST

94,991
samples
were
supplied

BLOOD COMPONENT PROCESSING LABORATORY	TRANSFUSION SAFETY LABORATORY	CELLULAR LABORATORY	HLA LABORATORY
2,550	89,825	2	71
CELL THERAPY SERVICE	BST TISSUE BANK	MILK BANK	TERRITORIAL CENTRES
429	135	10	1,969

Collaboration agreements

During 2023, twenty MTA's and four extensions of previous agreements have been signed with the following entities:

MTA's:

Vall Hebron Institut de Recerca, Institut de Recerca Biomèdica, Institut Nacional de Toxicologia i Ciències Forenses, Fundació para la Investigació Biomèdica del Hospital Gregorio Marañón, Hospital Universitari de Zúric, Bioliquid, Integra TX, One Chain, Cell Easy, SAS, The Art of Discovery, SL, Orikine Bio, Antonio Puig, SA, Rejuversen Europe, SLU, Almirall, SA, University of Edinburg, IPBLM-CSIC de Granada, Emercell, Fundació Institut Germans Trias i Pujol, Fundació Privada Món Clínic, Institut de Bioenginyeria de Catalunya

Extensions:

Institut d'Investigació i Innovació Parc Taulí, Vall d'Hebron Institut d'Oncologia, Universitat de Barcelona, Fundació Institut Hospital del Mar d'Investigacions Mèdiques

ECONOMIC ACTIVITY

During 2023 the Biobank has invoiced 317.890.79 €



4.

Education at the BST

The mission of the BST education area is to promote and collaborate in the training of Health and Life Sciences students and professionals, particularly in the field of transfusion medicine and cell and tissue therapy.

It develops its own teaching and training services and acts as a reference centre for professionals in the sector at a national and international level.

It also manages the MoUs and coordinates and plans residents' training and the training stays of external and internal professionals, as well as handling student internships in the BST's different departments. It is also responsible for the induction all these professionals and students when they arrive at our main centre's facilities.

The education area engages in different activities, which can be seen in detail in the special 2023 report, aimed at different profile groups:

4.1.

Students from other institutions

4.1.1. Schools and centres

This 2023 we signed specific agreements with the following schools and vocational training centres:

- Institut Escola del Treball
- Jesuïtes del Clot
- Escola Santa Maria dels Apòstols
- Escola Pia Nostra Senyora
- Institut la Guineueta
- Institut Roger de Lluria
- Institut les Vinyes
- Institut Rambla Prim
- Institut Castellarnau
- Institut Joviat
- Institut Eugeni d'Ors
- Institut Pedraforca
- Centre d'Estudis Roca
- IFP
- Escola Lexia
- SOC
- Escola Familiar Agrícola
- Camp Joliu
- AF Centre d'Estudis
- Escola Ramon i Cajal
- CE Dolmen
- Institut Lacetània
- Institut Alexandre Satorras and Col·legi Sagrada Família.

Twenty-eight students joined us at the BST headquarters, the specialities being:

Clinical and Biomedical Laboratory	14
Pathological Anatomy	5
Web application development (bioinformatics)	1
Clinic Electromedicine	3
Health Documentation and Management	2
Administrative Management	1
Organization and management of warehouses	1
Nursing Assistant Care	1

Seventeen students joined the territorial centres, in the following specialities:

Clinical and Biomedical Laboratory	14
Sales assistant, office or public service	1
Health Documentation and Management	2

In addition, we welcomed 3 secondary school students.

4.1.2. Universities

Twelve degree students have been tutored at the headquarters—of which 3 have completed their final degree work—from the following universities:

- Universitat Autònoma de Barcelona (UAB): Faculties of Biology (2) and Biotechnology (1)
- Universitat Pompeu Fabra (UPF): Faculties of Biology (6) and Medicine (1)
- Universitat de Vic - Universitat Central de Catalunya (UVic-UCC): Facultie of Biotechnology (1)
- Universitat Blanquerna: Faculty of Pharmacy (1)

The departments involved in this practical training are:

- Cellular Laboratory: 3
- Quality Department: 1
- Microbiology Laboratory: 5
- Immunohematology Laboratory: 2
- Breast Milk Bank: 1

And three master's students from:

- UPF. Master Lab. Clinical Analyzes
- UB-UAB. Advanced Immunology Master
- CEU San Pablo. Master in Regenerative Medicine and Advanced Therapy

Where the departments involved are:

- Microbiology Laboratory (1)
- Cell and Advanced Therapy Service (2)

The practices of forty-nine nursing degree students from the following Universities have been tutored at the territorial centers:

- University of Manresa
- Escola Universitaria Gimbernat
- EUI Terrassa
- UVIC
- EUI Sant Pau and Blanquerna University

The students are distributed as follows:

- BST-Badalona: 12
- BST-Bellvitge: 9
- BST-Sant Pau: 7
- BST-Tarragona: 2
- BST-Terrassa: 8
- BST-Girona: 2
- BST-Vall d'Hebron: 9

4.2.

Medical residents

BST is the reference centre for the training of resident doctors (MIR) in the specialty of Hematology and Haemotherapy.

In 2023, the BST headquarters trained 21 medical residents in the specialty of Hematology and Haemotherapy; they came from hospitals in Catalonia, other autonomous communities (2) and other specialties (9).

The hospitals of origin of the MIRs in Catalonia are as follows:

Origin MIR Catalunya

Hospital del Mar	1
Hospital Joan XXIII	1
Hospital Arnau de Vilanova	2
Hospital Clínic	4
Hospital Josep Trueta	2
Hospital Sant Pau	3
Hospital Bellvitge	2
Mútua Terrassa	1
Hospital GTIP	3
Hospital Vall d'Hebron	2

Residents rotate through the following departments:

- Immunohematology Laboratory
- Cell Therapy Service
- Quality and Communication Department
- Histocompatibility and Immunogenetics Laboratory
- Cell Laboratory
- Blood Component Processing Laboratory
- Biovigilance
- Congenital Coagulopathies
- Transfusion Safety Laboratory

Residents are evaluated both at the territorial centres and at the headquarters with the rotation evaluation report provided by the Subdirector General for Professional Management of the Ministry of Health, Consumer Affairs and Social Welfare.

This report assesses the degree of compliance with the rotation objectives and evaluates the skills acquired on a scale of 1 to 10.

Dr. Jesús Fernández is the coordinator and responsible for these evaluations.

4.3.

Academic training

More and more BST professionals (there are now 25) carry out teaching activities in the various universities of Catalonia: Universitat de Barcelona, Universitat de Girona, Universitat Rovira i Virgili, Universitat de Barcelona, Universitat Internacional de Catalunya and Universitat Ramon Llull.

We would also like to give a special mention to all BST staff, whoever they may be, for their work in tutoring and accompanying all the students who are trained in our facilities.

4.3.1. Chair in transfusion medicine and cell and tissue therapy (cmt3)

The Cmt3 has continued the same line of teaching activity:

- Breastfeeding and Human Milk Donation program with 23 students enrolled.

Coordinated by Carlos González and Luis Ruiz, Vanessa Pleguezuelos and Marina Vilarmau, with the collaboration of the Universitat Autònoma de Barcelona and the Universitat de Manresa.

- Fifth edition of the University Master's Degree in Transfusion Medicine and Cellular and Tissue Therapies, in which 24 students from all over enrolled.

Coordinated by Joaquim Vives Armengol (Universitat Autònoma de Barcelona) and Jaap Jan Zwaginga (Leiden University Medical Center).

4.4.

Lifelong learning

During 2023, fourteen professionals from different backgrounds have had a training stay at the BST headquarters. To highlight: H.U. Alexandrovska (Bulgaria), FIMABIS (Málaga), DTI, Grifols Institute, Chulalongkorn University, U.N. Autonomous of Mexico, H. Italiano of Buenos Aires, and Kariadi Hospital (Indonesia).

The departments involved are the Cellular and Advanced Therapy Service, the Histocompatibility and Immunogenetics, Congenital Coagulopathies, Immunohematology Laboratories, the Tissue Bank and the Breast Milk Bank.

Coordinators

In charge of the on-line part



Carlos Gonzalez
Pediatric Specialist

He is the founder and president of ACPAM (Catalan Association for Breastfeeding) since 1991. From this association, he has directed and imparted teaching in more than 100 courses on breastfeeding for health professionals.

Author of the books: My child does not eat, Kiss me a lot, A gift for life or growing together.



Marina Vilarmau
Pedagogue, specialist in Training Projects in the Area of Health Sciences.

Master's degree in clinical simulation methodology (UVic-UCC). Master's degree in sexual difference studies (UB). With more than 10 years dedicated to the design and direction of training projects in the area of health and education sciences.



Luis Ruiz
Pediatric Specialist

Pediatrician. Trained in maternal and child health (MSc) University of London and Diploma in Senology at the University of Barcelona. Pediatrician in Primary Care at the CAP 17 de Setembre in El Prat de Llobregat and private consultation in Breastfeeding at the Quirón-Dexeus i Gavà Family Health Clinic. Former national coordinator of the IHAN and Emergency Pediatrician at the Children's Hospital of Barcelona.



Vanessa Pleguezuelos
Biologist specializing in Biosanitary

Head of the Human Milk Bank, Blood and Tissue Bank. Master's degree in scientific, medical and environmental communication. Master's degree in TAC training, Learning management and Innovation in Organizations. Certificate of Pedagogical Skills. Professor of breastfeeding courses at the Public Health Agency, the College of Nursing and the University of Barcelona.

5.

The BST Research and Education team

Apart from the people directly involved, a very large number of professionals from the different departments of the BST collaborate in the smooth running of research and education at our organisation. It is only fair to thank them for their contribution.

Specific mention should be made of the people who make up the Research and Education team:



BST Project Manager
Elisabet Tahull

**Head of Clinical
Development**
Ruth Coll

Project manager
Raquel Gil

**Educational programmes
staff, Fundació Salut i
Envel·liment UAB (Health
and Ageing Foundation
UAB)**
Marina Vilarmau

**Coordinator for
educational projects,
UAB**
Remei Camps

**Director, Fundació Salut i
Envel·liment UAB**
Antoni Salvà

**Administrative assistant,
Fundació Salut i
Envel·liment UAB**
Helena Garrigós







Some of the projects carried out at the BST during 2023 were funded by the following institutions

